


CPDH3V3U-A2HF Thru. CDPH36V0U-A2HF

RoHS Device
Halogen free

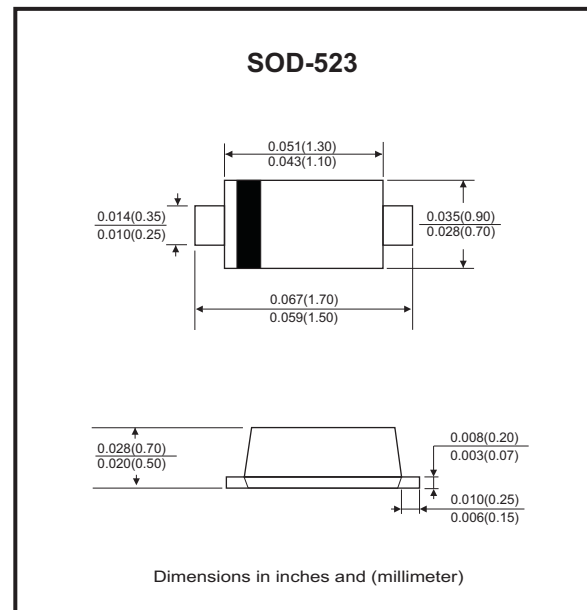


Features

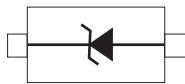
- Low clamping voltage.
- Low Leakage current.
- 200W peak pulse power per line (tp=8/20µs).
- Protects one I/O line.
- Working voltages: 3.3V ~ 36V.

Mechanical data

- Case: SOD-523 , plastic package.
- Molding Compound Flammability Rating: UL 94V-0.
- Weight: 2 Milligrams (approx.).



Circuit Diagram



Maximum Rating (at TA=25°C unless otherwise noted)

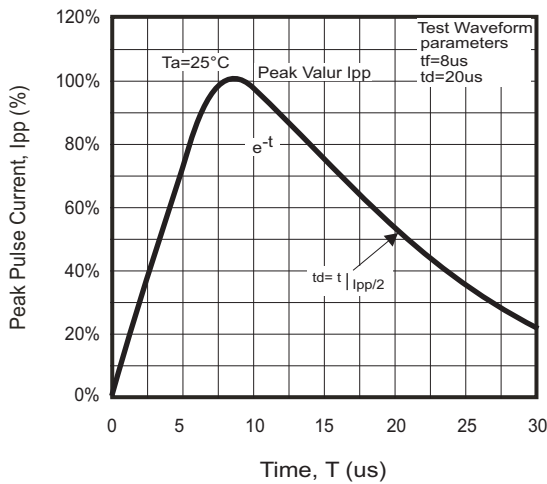
Parameter	Symbol	Value	Unit
Peak pulse power (tp = 8/20µs waveform)	PPP	200	W
ESD per IEC 61000-4-2(Air)	VESD	±30	kV
ESD per IEC 61000-4-2(Contact)		±30	
Lead soldering temperature	TL	260 (10 sec)	°C
Operating temperature range	TJ	-55 to +150	°C
Storage temperature range	TSTG	-55 to +150	°C

Electrical Characteristics (at TA=25°C unless otherwise noted)

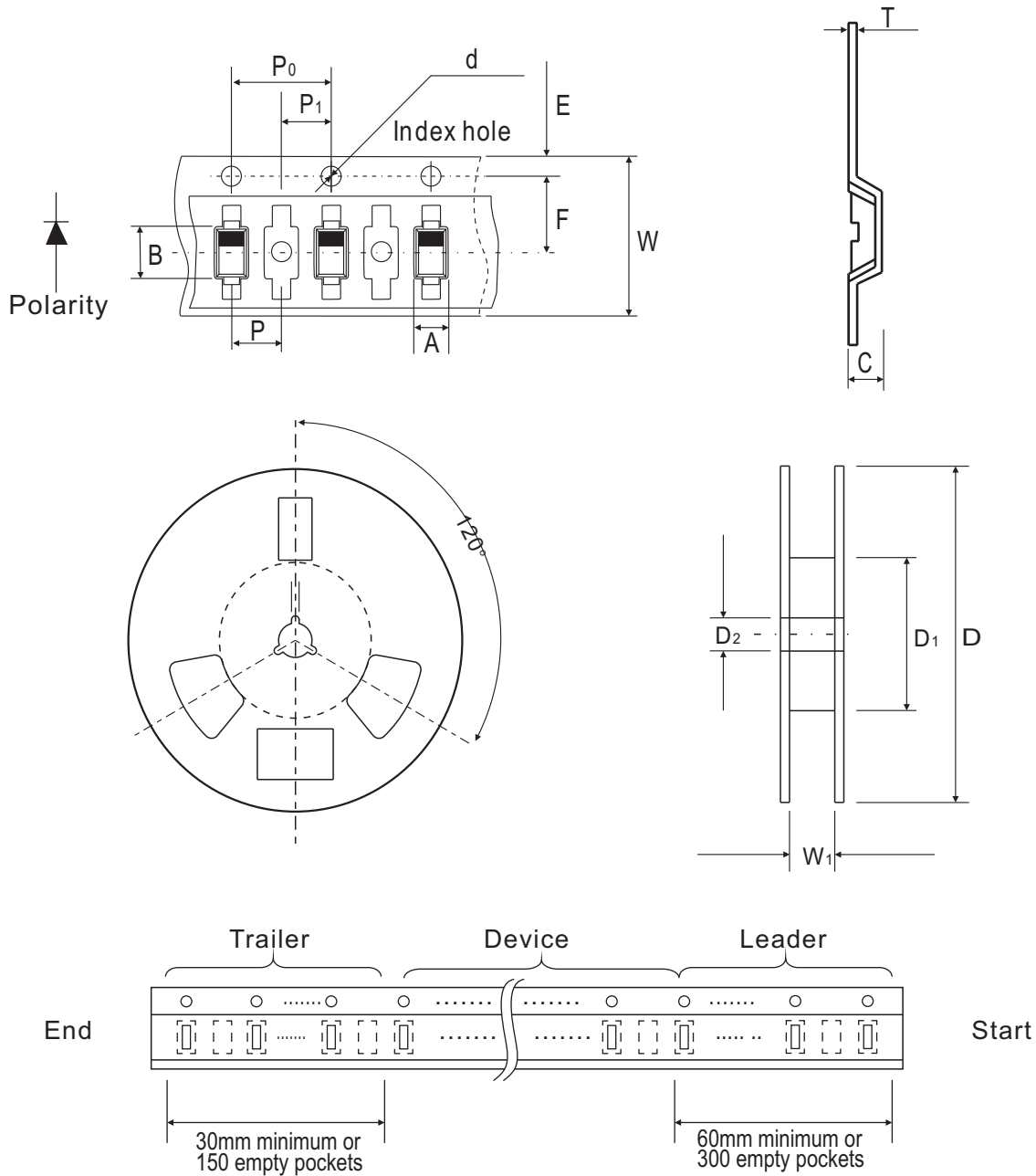
Part No	Marking	V _{RWM}	V _{BR}	I _T	V _{C @ 1A}	V _C		I _R	C _T
		(V) (Max.)	(V) (Min.)	(mA)	(V) (Max.)	(V) (Max.)	(@A)	(μA) (Max.)	(pF) (Typ.)
CPDH3V3U-A2HF	ZD	3.3	4.0	1	6.5	14.1	11.2	200	200
CPDH5V0U-A2HF	KE	5.0	6.0	1	9.0	18.6	9.4	5	110
CPDH8V0U-A2HF	ZE	8.0	8.5	1	13.0	19.5	8.8	5	70
CPDH12V0U-A2HF	ZM	12.0	13.3	1	15.0	25.0	6	1	60
CPDH15V0U-A2HF	KP	15.0	16.6	1	20.0	30.0	5	1	50
CPDH24V0U-A2HF	KR	24.0	26.7	1	30.0	48.0	3	1	25
CPDH36V0U-A2HF	KT	36.0	40.0	1	55.0	70.0	2	1	25

Rating and Characteristic Curves (CPDH3V3U-A2HF Thru. CDPH36V0U-A2HF)

Fig.1 - Pulse Waveform



Reel Taping Specification



SOD-523	SYMBOL	A	B	C	d	D	D1	D2
	(mm)	0.90 ± 0.05	1.95 ± 0.05	0.73 ± 0.05	1.50 ± 0.10	178 ± 1.00	54.40 ± 0.40	13.00 ± 0.20
	(inch)	0.035 ± 0.002	0.077 ± 0.002	0.029 ± 0.002	0.059 ± 0.004	7.008 ± 0.039	2.142 ± 0.016	0.512 ± 0.008

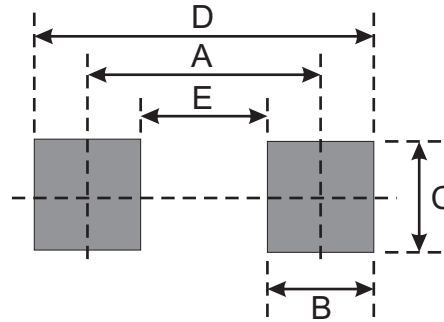
SOD-523	SYMBOL	E	F	P	P0	P1	W	W1
	(mm)	1.75 ± 0.10	3.50 ± 0.05	2.00 ± 0.05	4.00 ± 0.10	2.00 ± 0.05	8.00 + 0.30 / - 0.10	9.40 ± 1.50
	(inch)	0.069 ± 0.004	0.138 ± 0.002	0.079 ± 0.002	0.158 ± 0.004	0.079 ± 0.002	0.315 + 0.012 / - 0.004	0.370 ± 0.059

Company reserves the right to improve product design, functions and reliability without notice.

REV: C

Suggested PAD Layout

SIZE	SOD-523	
	(mm)	(inch)
A	1.40	0.055
B	0.40	0.016
C	0.40	0.016
D	1.80	0.071
E	1.00	0.039



Standard Packaging

Case Type	REEL PACK	
	REEL (pcs)	Reel Size (inch)
SOD-523	3,000	7