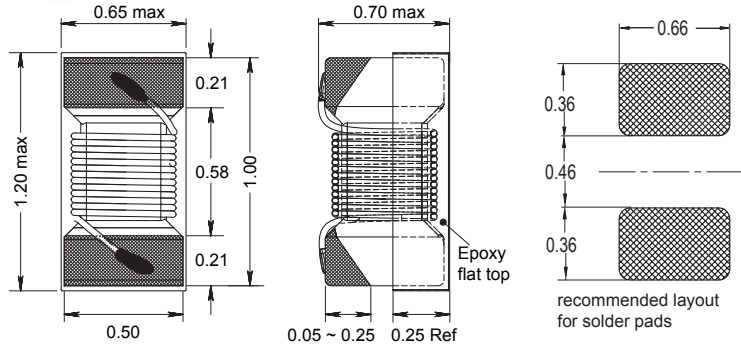

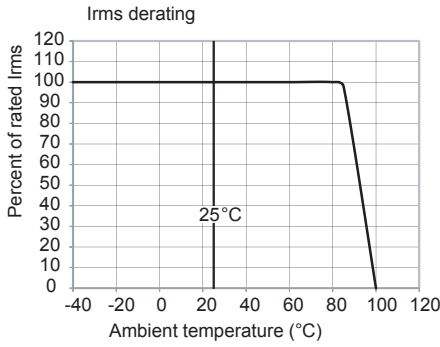


0402 F

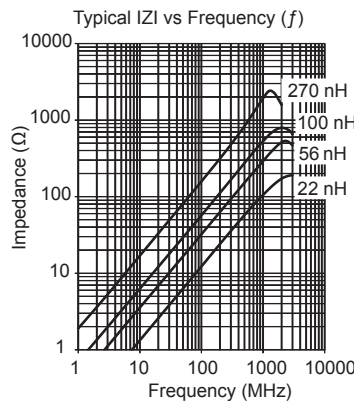
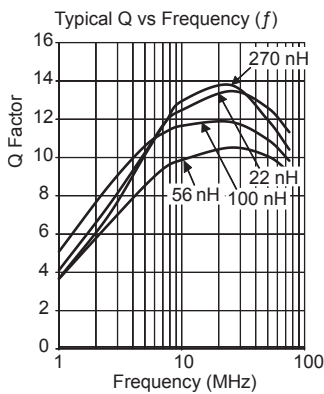
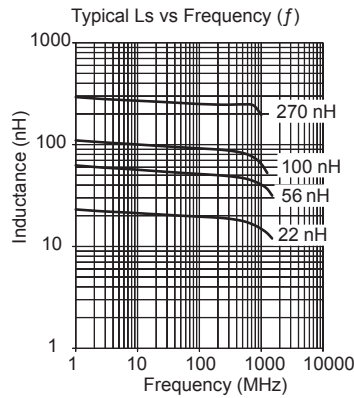
Engineer's Kit : EK-0402F-X



Chip Inductors for RF Applications (Wire wound -open)



Current carrying capacity dependent on the ambient temperature



Single layer (typ)

Part No	Inductance L (nH)	f _L (MHz)	Tol ± (%)	Z typ (Ω)	f _Z (MHz)	SRF typ (MHz)	DCR max (Ω)	Rated DC Current (A)
0402F-020K-YY	20	7.9	10	75	900	2580	0.040	1.600
0402F-022K-YY	22	7.9	10	85	900	2500	0.060	1.600
0402F-033K-YY	33	7.9	10	130	900	2300	0.065	1.400
0402F-036K-YY	36	7.9	10	140	900	2300	0.075	1.400
0402F-051K-YY	51	7.9	10	200	900	1930	0.075	1.300
0402F-056K-YY	56	7.9	10	230	900	1900	0.095	1.200
0402F-078K-YY	78	7.9	10	330	900	1600	0.120	1.000
0402F-R10K-YY	100	7.9	10	425	900	1400	0.150	1.000
0402F-R14K-YY	140	7.9	10	640	900	1220	0.260	0.640
0402F-R18K-YY	180	7.9	10	850	900	1090	0.280	0.600
0402F-R22K-YY	220	7.9	10	1030	900	990	0.520	0.400
0402F-R27K-YY	270	7.9	10	1400	900	880	0.550	0.380

Core Material : Ferrite

Revision date : 08 Aug 2016

SPQ : Taped / Reel 1000 [-08]
5000 [-01]

Remarks: - For not listed inductance values please check availability with us.
- 5% tolerance available on request.