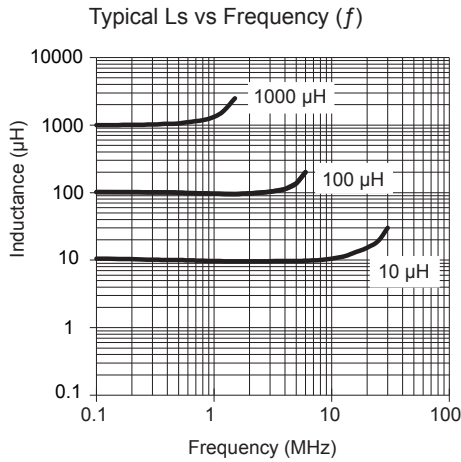
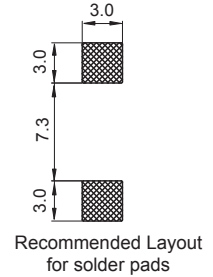
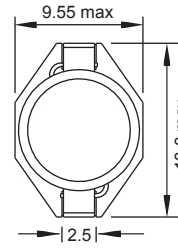
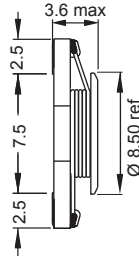


PISL



Part No	Inductance	f _L	Tol	SRF	DCR	Rated DC Current (A)	
	L (µH)	(MHz)	± (%)	min (MHz)	max (Ω)	I _{sat}	I _{ΔT = 40°C}
PISL-150M-04	15	0.1	20	24	0.07	2.10	1.7
PISL-220M-04	22	0.1	20	19	0.10	1.70	1.4
PISL-330M-04	33	0.1	20	15	0.16	1.40	1.2
PISL-470M-04	47	0.1	20	12	0.22	1.10	0.9
PISL-680M-04	68	0.1	20	10	0.33	0.90	0.8
PISL-101M-04	100	0.1	20	8.0	0.46	0.75	0.7
PISL-151M-04	150	0.1	20	5.5	0.69	0.60	0.55
PISL-221M-04	220	0.1	20	4.9	1.0	0.50	0.45
PISL-331M-04	330	0.1	20	3.5	1.5	0.40	0.35
PISL-471M-04	470	0.1	20	3.0	2.0	0.35	0.30
PISL-681M-04	680	0.1	20	2.3	2.8	0.25	0.25
PISL-102M-04	1000	0.1	20	1.8	3.9	0.20	0.10
PISL-222M-04	2200	0.1	20	1.8	10.0	0.12	0.10
PISL-682M-04	6800	0.1	20	1.5	30.0	0.05	0.045

Core Material :

Ferrite, Plastic moulded base.

Terminal clip with lead-free tinned surface for SMT-Reflow soldering.

Revision date : 15 Aug 2014

SPQ : Taped / Reel 1500 [-04]

Remarks :

I_{sat} & I_{ΔT} - see description in Inductors Technical Data.