
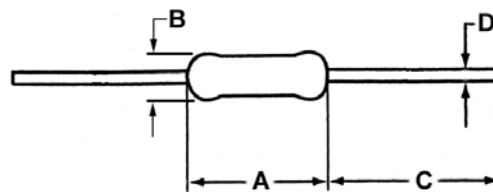


- Features:
- Excellent anti-surge characteristics
 - Stable characteristics through the resistance range
 - Good alternative to carbon composition resistors
 - Applications include power supplies, CRT's, and anti-surge circuits
 - Cut and formed product is available on select sizes; contact factory for details
 - Flameproof coating per UL94 V-0
 - RoHS compliant / lead-free



Electrical Specifications					
Type / Code	Power Rating (Watts) @ 70°C	Maximum Working Voltage (1)	Maximum Overload Voltage	Surge Withstanding	Ohmic Range (Ω) and Tolerance
					5%
ASR14	0.25W	DC 1.600V AC 1.150V	DC 2.000V AC 1.500V	1KV 3KV	10 - 510K 560K - 12M
ASRM12	0.5W	2.000V	2.500V	5KV 10KV	10 - 510K 560K - 12M
ASRM1	1W	4.000V	5.000V	5KV 10KV	10 - 510K 560K - 12M
ASR1	1W	4.000V	5.000V	5KV 10KV	10 - 510K 560K - 12M
ASRM2	2W	4.000V	5.000V	5KV 10KV	10 - 510K 560K - 12M

(1) Lesser of \sqrt{PR} or maximum working voltage.

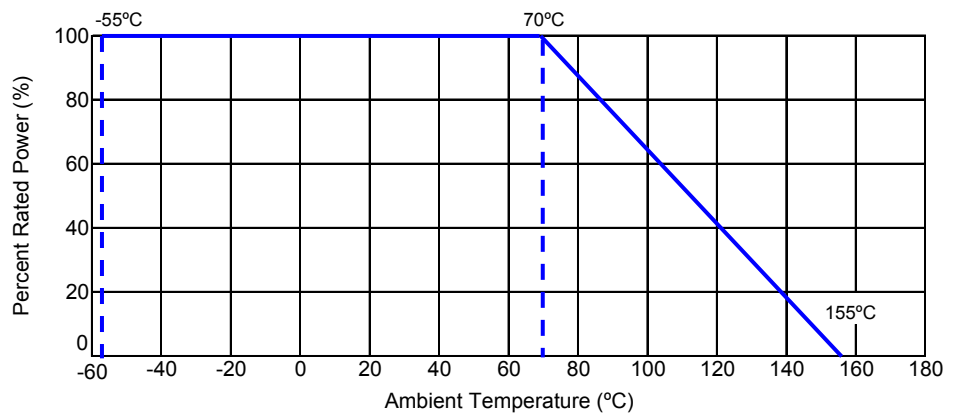


Mechanical Specifications					
Type / Code	A Body Length	B Body Diameter	C Lead Length(Bulk)	D Lead Diameter	Unit
ASR14	0.236 ± 0.012	0.091 ± 0.008	1.102 ± 0.118	0.022 ± 0.002	inches
	6.00 ± 0.30	2.30 ± 0.20	28.00 ± 3.00	0.55 ± 0.05	mm
ASRM12	0.354 ± 0.039	0.118 ± 0.020	1.102 ± 0.118	0.028 ± 0.002	inches
	9.00 ± 1.00	3.00 ± 0.50	28.00 ± 3.00	0.70 ± 0.05	mm
ASRM1	0.433 ± 0.039	0.157 ± 0.020	1.102 ± 0.118	0.031 ± 0.002	inches
	11.00 ± 1.00	4.00 ± 0.50	28.00 ± 3.00	0.80 ± 0.05	mm
ASR1	0.591 ± 0.039	0.197 ± 0.020	1.378 ± 0.118	0.031 ± 0.002	inches
	15.00 ± 1.00	5.00 ± 0.50	35.00 ± 3.00	0.80 ± 0.05	mm
ASRM2	0.591 ± 0.039	0.197 ± 0.020	1.378 ± 0.118	0.031 ± 0.002	inches
	15.00 ± 1.00	5.00 ± 0.50	35.00 ± 3.00	0.80 ± 0.05	mm

Performance Characteristics	
Test	Test Results
Moisture Resistance	± 5%
Temperature Cycling	± 1%
Load Life	± 5%
Resistance to Soldering Heat	± 1%
Overload (short time)	≤± (1%+0.05Ω)
Discharge	≤± (10%+0.05Ω)

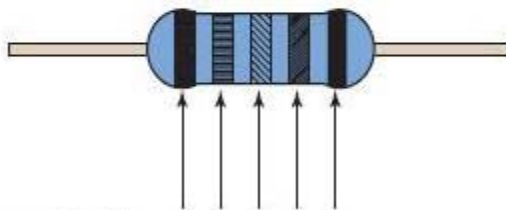
Operating Temperature Range: -55°C to +155°C

Power Derating Curve:



Color Code

Description



Color code No. 1 2 3 4 5

1, 1st band significant figure

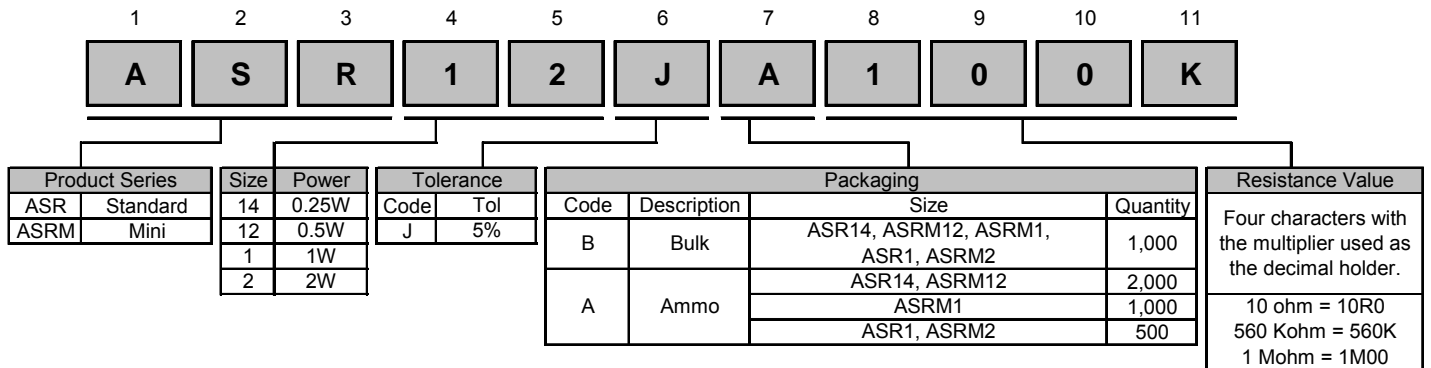
2, 2nd band significant figure

3, Multiplier

4, Tolerance

5, Color code 5th Color Black(Anti-Surge Resistor)

How to Order



Legacy Part Number (before January 3, 2011):

SEI Type		Code	Nominal Resistance	Tolerance	Packaging			
ASR		1/2	100K	5%	T			
Code	Description	Code	Wattage	Tolerance	SEI Types	Pkg Qty	Description	Code
ASR	Standard	1/4	0.25W	5%	ASR14, ASRM12, ASRM1, ASR1, ASRM2	1,000	Bulk	A
ASRM	Mini	1/2	0.5W		ASR14, ASRM12	2,000	Ammo	T
		1	1W		ASRM1	1,000		
		2	2W		ASR1, ASRM2	500		