



American Opto Plus LED Corp.
0.56" SMD Type LED Display
SMA561YG-ST-1.5 G/W
SMC561YG-ST-1.5 G/W

● **EDIT HISTORY**

Version A: Jul. 15, 2015

Preliminary spec.



American Opto Plus LED Corp.
0.56" SMD Type LED Display
SMA561YG-ST-1.5 G/W
SMC561YG-ST-1.5 G/W

● **FEATURES**

- 0.56 inch (14.22 mm) Digit Height.
- Low current operation.
- Super thin SMD type.
- Gray face, White segment.
- RoHS compliant, Pb Free.

● **DESCRIPTION**

The SMA561YG-ST-1.5 G/W & SMC561YG-ST-1.5 G/W

Are 0.56 inch (14.22mm) height single digit 7-segment display.

This device utilizes Super Bright Yellow Green LED chip which are made from AlGaInP on a transparent GaAs substrate.

The display has Gray face, White segment.

● **DEVICE**

PART NO	DESCRIPTION
SMA561YG-ST-1.5 G/W	Common Anode
SMC561YG-ST-1.5 G/W	Common Cathode

RoHS Compliance



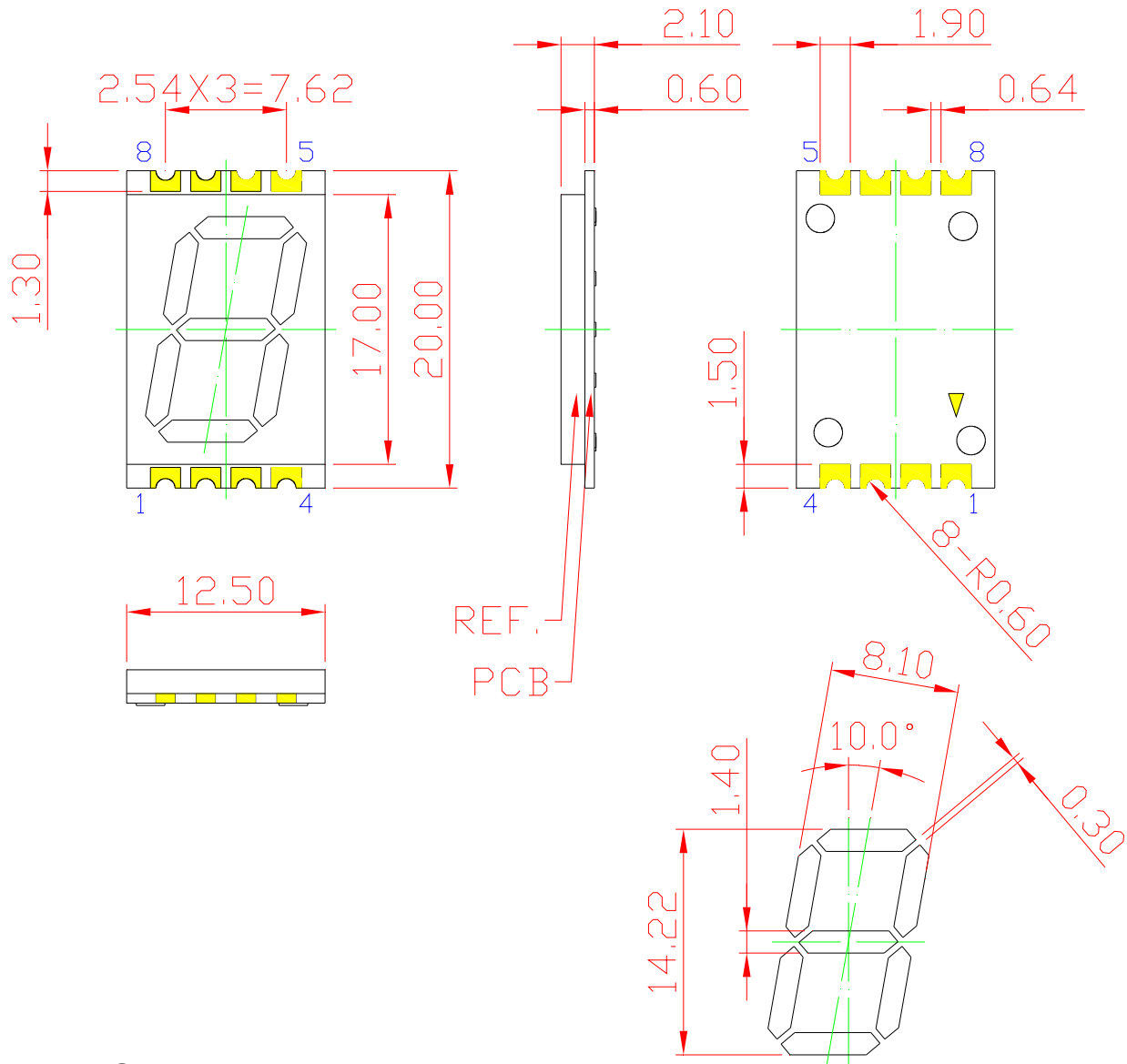
Pb free.





American Opto Plus LED Corp.
0.56" SMD Type LED Display
SMA561YG-ST-1.5 G/W
SMC561YG-ST-1.5 G/W

● **MECHANICAL DIMENSIONS**



NOTE:

Dimension in millimeters (inches),

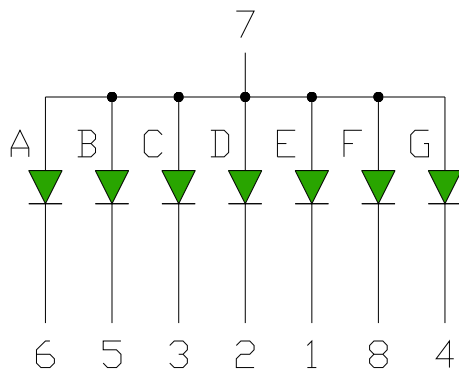
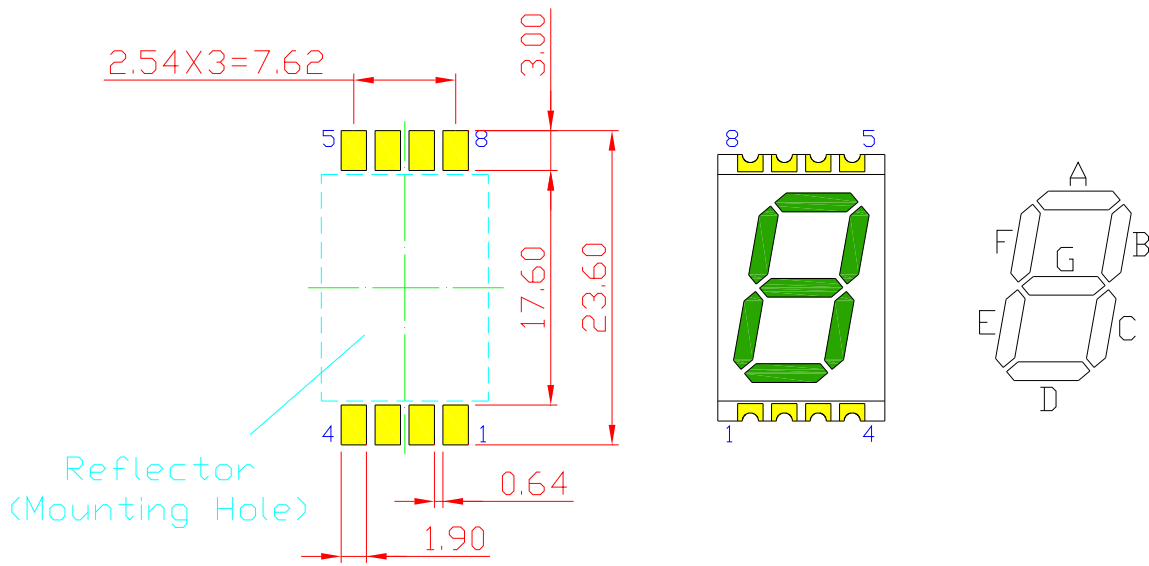
And tolerances are $\pm 0.25\text{mm}$ (.01") specified.



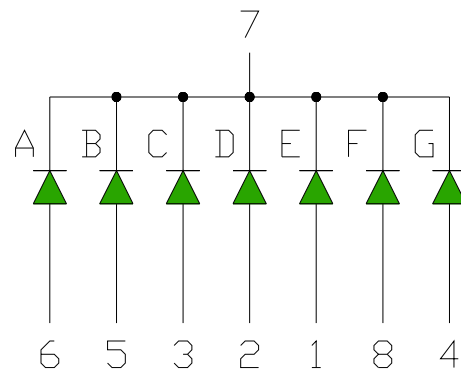
American Opto Plus LED Corp.
0.56" SMD Type LED Display
SMA561YG-ST-1.5 G/W
SMC561YG-ST-1.5 G/W

● **TYPICAL INTERNAL EQUIVALENT CIRCUIT**

Reverse Mount
Recommended
Soldering Pattern



SMA561YG-ST-1.5 G/W



SMC561YG-ST-1.5 G/W



American Opto Plus LED Corp.
0.56" SMD Type LED Display
SMA561YG-ST-1.5 G/W
SMC561YG-ST-1.5 G/W

● **YG: SUPER BRIGHT YELLOW GREEN (AlGaInP/GaAs)**

ABSOLUTE MAXIMUM RATING AT Ta=25°C

Parameter	Symbol	Maximum Rating	Unit
Power dissipation	P _{AD}	85	mW
Derating liner from 25°C	-	0.33	mA / °C
Continuous forward current	I _{AF}	30	mA
Peak current (duty cycle 1/10, 1kHz)	I _{PF}	120	mA
Reverse voltage	V _R	5	V
Operating temperature	T _{OPR}	-40 to +105	°C
Storage temperature	T _{STG}	-40 to +105	°C

ELECTRICAL - OPTICAL CHARACTERISTICS AT Ta=25°C

Characteristic	Symbol	Condition	Min.	Type.	Max.	Unit
Forward voltage (Per Dice)	V _F	I _F =20mA	-	2.0	2.6	V
Reverse current (Per Dice)	I _R	V _R =5V	-	-	10	μA
Peak wavelength	λ _P	I _F =20mA	-	573	-	nm
Dominant wavelength	λ _D	I _F =20mA	567	-	576	nm
Luminous intensity	I _v	I _F =10mA	3	-	15	mcd
Spectral radiation bandwidth	Δλ	I _F =20mA	-	20	-	nm



American Opto Plus LED Corp.
0.56" SMD Type LED Display
SMA561YG-ST-1.5 G/W
SMC561YG-ST-1.5 G/W

- **YG: BIN GRADE (Unit : mcd) Test Condition: 5V / 10mA**

Super Bright Yellow Green	E	F	G
	3.0 – 7.0	7.1 – 11.0	11.1 – 15.0

- **YG: HUE GRADE (λD : nm)**

1	2	3
567.0 – 570.0	570.1 – 573.0	573.1 – 576.0

- **AVAILABLE BIN / HUE TABLE**

E1	F1	G1
E2	F2	G2
E3	F3	G3



American Opto Plus LED Corp.

0.56" SMD Type LED Display

SMA561YG-ST-1.5 G/W

SMC561YG-ST-1.5 G/W

● YG: SUPER BRIGHT YELLOW GREEN (AlGaInP/GaAs) CURVE

Typical Electro-optical Characteristic Curves
(25 °C Free Air Temperature Unless Otherwise Specified)

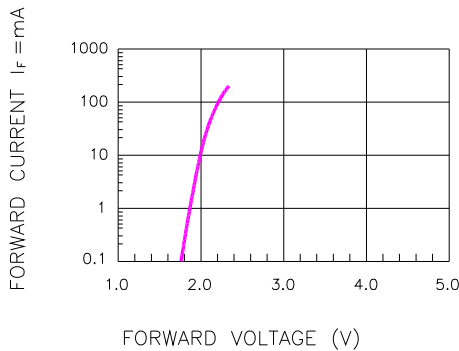


Fig.1 FORWARD CURRENT VS. FORWARD VOLTAGE

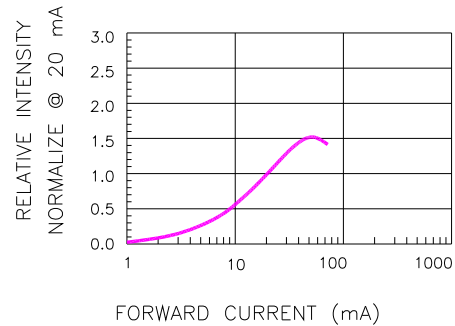


Fig.2 RELATIVE INTENSITY VS. FORWARD CURRENT

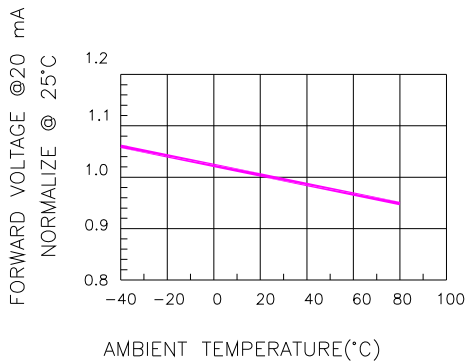


Fig.3 FORWARD VOLTAGE VS. TEMPERATURE

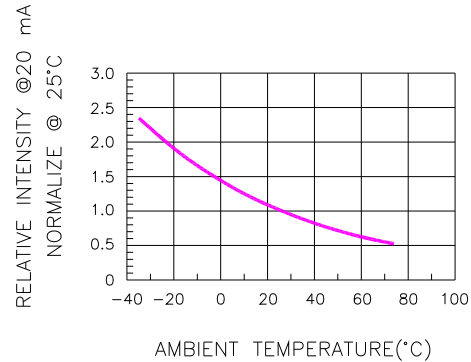


Fig.4 RELATIVE INTENSITY VS. TEMPERATURE

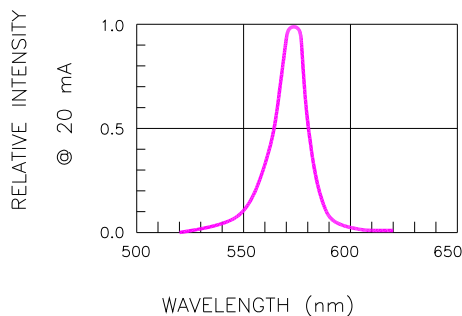


Fig.5 RELATIVE INTENSITY VS. WAVELENGTH

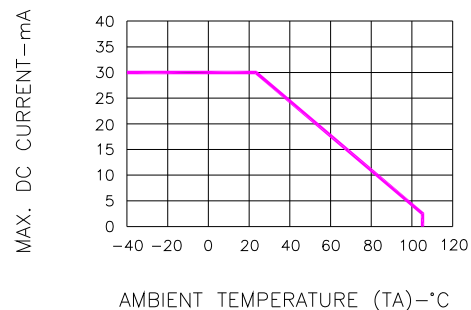


Fig.6 MAX. ALLOWABLE DC CURRENT VS. AMBIENT TEMPERATURE

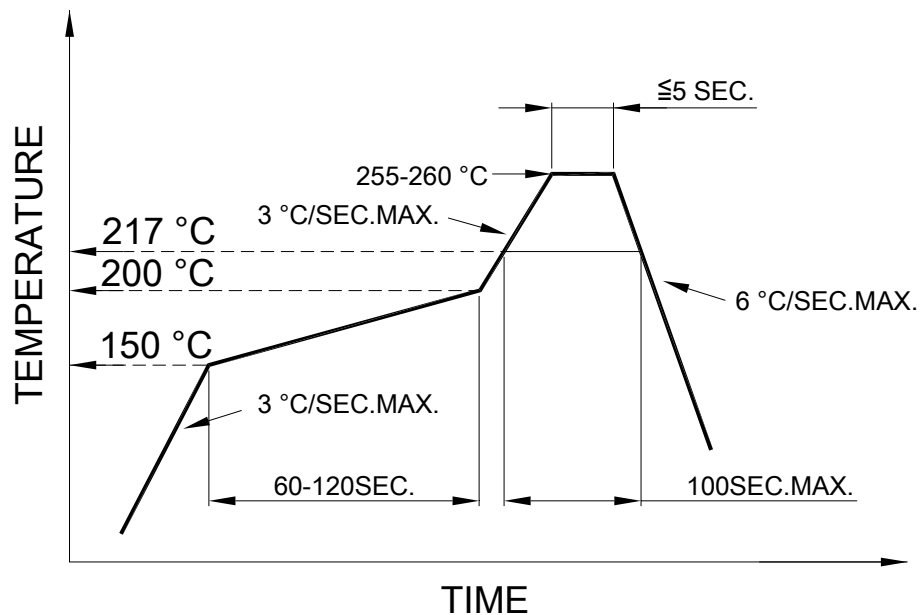


American Opto Plus LED Corp.
0.56" SMD Type LED Display
SMA561YG-ST-1.5 G/W
SMC561YG-ST-1.5 G/W

● **RECOMMEND SOLDERING PROFILE**

SMT Soldering Profile

Pb free reflow soldering Profile



● **SOLDERING IRON**

Basic specification : ≤ 4 seconds when 260°C, If temperature is higher, time should be shorter (+10°C→1 sec). Power dissipation of iron should be smaller than 15W, and temperature should be controllable. Surface temperature of the device should be under 230°C.

● **REWORK**

Customer must finish rework within 3 sec. under 350°C.

The head of soldering iron cannot touch copper foil.