

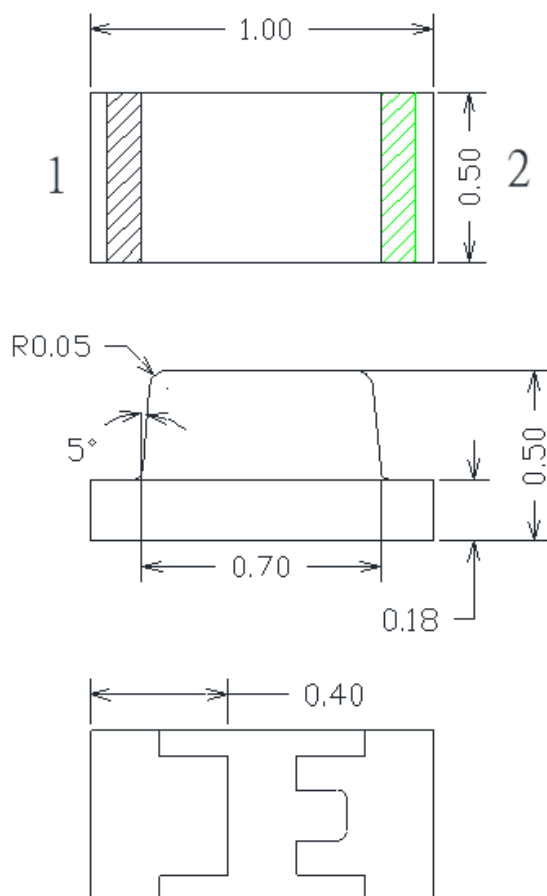


American Opto Plus LED Corp.

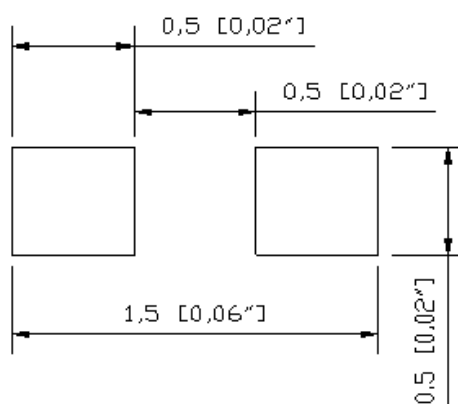
L199YC-LC2

1.0 x 0.5 x 0.5mm Yellow SMD LED

PACKAGE OUTLINES



RECOMMEND PAD LAYOUT



Item	Material
Resin(Mold)	Epoxy
Lens Color	Water Transparent
Dice	AlGaInP/GaAs
Emitted Color	Yellow

Notes:

1. All dimensions are in millimeters (inches)
2. Tolerances are $\pm 0.1\text{mm}$ (0.004inch) unless otherwise noted

Version 1.0 Date: 10-13-2017 Specifications are subject to change without notice.

American Opto Plus LED Corp. 1206 E. Lexington Ave., Pomona CA 91766 Tel: 909-465-0080 Fax: 909-465-0130 www.aopled.com



American Opto Plus LED Corp.

L199YC-LC2

1.0 x 0.5 x 0.5mm Yellow SMD LED

ABSOLUTE MAXIMUM RATINGS

(Ta=25°C)

	Symbol	Value	Unit
Forward Current	I_F	30	mA
Reverse Voltage	V_r	5	V
Power Dissipation	P_D	75	mW
Operating Temperature Range	T_{op}	-40~+80	°C
Storage Temperature Range	T_{stg}	-40~+85	°C
Peak Pulsing Current (1/8 duty f=1kHz)	I_{fp}	125	mA

OPTICAL-ELECTRICAL CHARACTERISTICS

(Ta=25°C)

	Test Condition	Symbol	Value			Unit
			Min	Typ	Max	
Wavelength at Peak Emission	IF=2mA	λ_p	--	587	--	nm
Spectral Half Bandwidth		$\Delta\lambda$	--	16	--	nm
Dominant Wavelength		λ_d	580	585	590	nm
Forward Voltage		V_f	1.7	1.9	2.5	V
Luminous Intensity		I_v	3.2	10	20	mcd
Viewing Angle at 50% I_v	IF=10mA	$2\theta_{1/2}$	--	140	--	deg
Reverse Current	Vr=5V	I_r	--	--	10	μA



American Opto Plus LED Corp.

L199YC-LC2

1.0 x 0.5 x 0.5mm Yellow SMD LED

Forward Voltage Rank

(IF=2mA)

Rank	Min.	Max.	Unit
□	1.7	2.5	V

Luminous Intensity Rank

(IF=2mA)

Rank	Min.	Max.	Unit
7	3.2	5.0	mcd
8	5.0	8.0	
9	8.0	12.5	
A	12.5	16	
B	16	20	

Dominant Wavelength Rank

(IF=2mA)

Rank	Min.	Max.	Unit
m	585	590	nm
n	590	595	

Group Name on Label (Example DATA: □9m 2)

DATA: □9m 2	Vf(V)	Iv (mcd)	λd (nm)	Test Condition
□ → 9 → m → 2	1.7~2.5	8.0~12.5	585~590	IF= 2mA

Notes:

1. Tolerance of luminous intensity (Iv) is ±15%
2. Tolerance of Dominant wavelength is ±1.5nm
3. This specification is preliminary



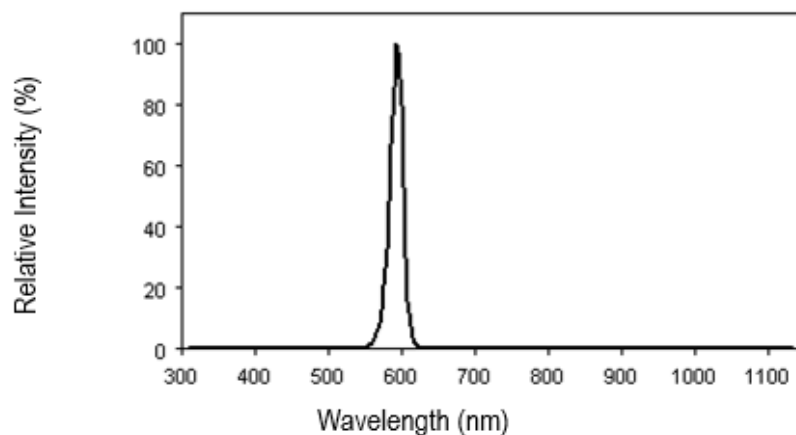
American Opto Plus LED Corp.

L199YC-LC2

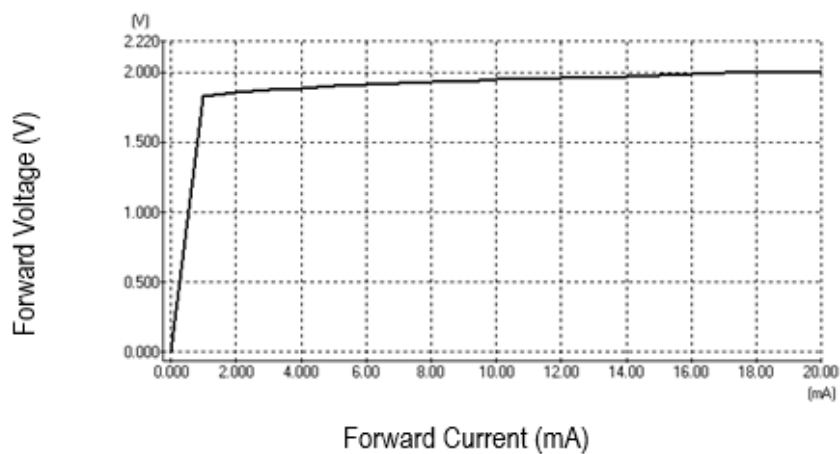
1.0 x 0.5 x 0.5mm Yellow SMD LED

OPTICAL CHARACTERISTIC CURVES

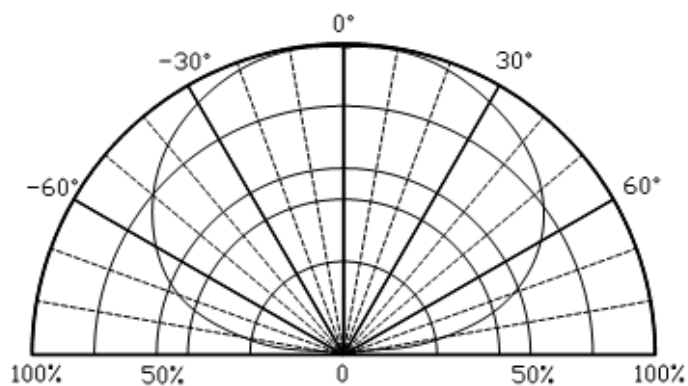
Relative Intensity vs. Wavelength



Forward Current vs. Forward Voltage



Directive Characteristics





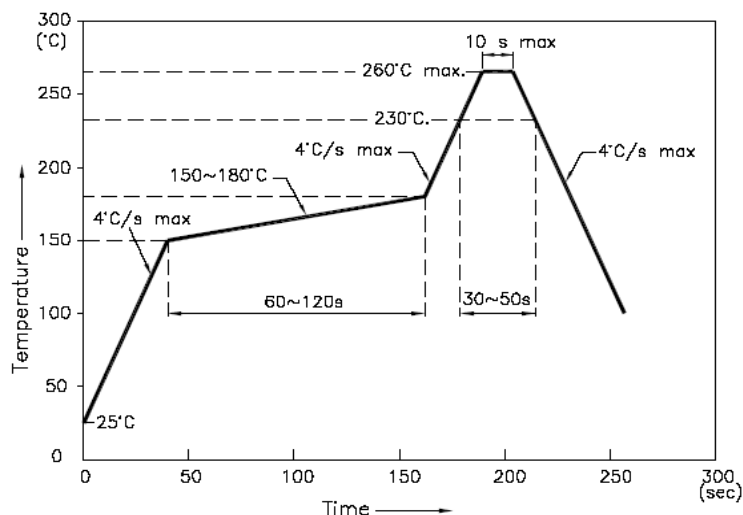
American Opto Plus LED Corp.

L199YC-LC2

1.0 x 0.5 x 0.5mm Yellow SMD LED

REFLOW PROFILE

- Reflow Temp/Time



Notes:

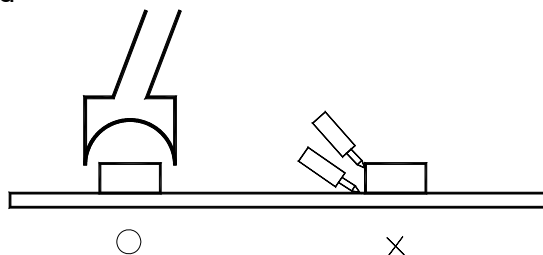
1. We recommend the reflow temperature 245°C ($\pm 5^\circ\text{C}$). the maximum soldering temperature should be limited to 260°C.
2. Don't cause stress to the epoxy resin while it is exposed to high temperature.
3. Number of reflow process shall be 2 times or less.

Soldering iron

- Basic spec is $\leq 5\text{sec}$ when 260°C. If temperature is higher, time should be shorter ($+10^\circ\text{C} \rightarrow -1\text{sec}$). Power dissipation of iron should be smaller than 20W, and temperatures should be controllable. Surface temperature of the device should be under 230°C.

Rework

1. Customer must finish rework within 5 seconds under 260°C
2. Head of iron cannot touch copper foil
3. Twin-head type is preferred



- Avoid rubbing or scraping the resin by any object during high temperature, for example, reflow solder etc.



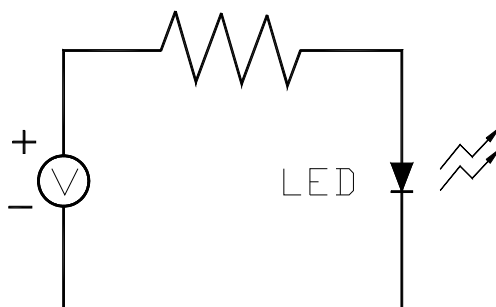
American Opto Plus LED Corp.

L199YC-LC2

1.0 x 0.5 x 0.5mm Yellow SMD LED

TEST CIRCUIT AND HANDLING PRECAUTIONS

- **Test circuit**



- **Handling precautions**

1. Over-current-proof
Customer must apply resistors for protection; otherwise slight voltage shift will cause big current change (Burn out will happen).
2. Shelf life in sealed bag: 12 month at 5°C ~30°C and < 60% RH
3. After package is opened:

3.1. It is recommended to baking before the first use:

Baking condition:

- a. 60±5°C x (24~48hrs) and < 5%RH, taped reel type
- b. 110±5°C x (8~16hr), bulk type

3.2 The products should be used within a week and to be stored at ≤20% R.H. with zip-lock sealed:

- a. Baking is required before soldering when the pack is unsealed after 24hrs
- b. Baking condition as 3.1 baking condition



American Opto Plus LED Corp.

L199YC-LC2

1.0 x 0.5 x 0.5mm Yellow SMD LED

TEST AND RESULTS OF RELIABILITY

Type	Test Item	Test Conditions	Note	Number of Damaged
Environmental Sequence	Temperature Cycle	-20°C 30min ↑↓ 80°C 30min	100 cycle	0/22
	Thermal Shock	-20°C 15min ↑↓ 80°C 15min	100 cycle	0/22
	High Humidity Heat Cycle	30°C↔ 65°C 90%RH 24hrs/1cycle	10 cycle	0/22
	High Temperature Storage	T _a =80°C	1000 hrs	0/22
	Humidity Heat Storage	T _a =60°C RH=90%	1000 hrs	0/22
	Low Temperature Storage	T _a =-30°C	1000 hrs	0/22
Operation Sequence	Life Test	T _a =25°C I _F =20mA	1000 hrs	0/22
	High Humidity Heat Life Test	60°C RH=90% I _F =10mA	500 hrs	0/22
	Low Temperature Life Test	T _a =-20°C I _F =20mA	1000 hrs	0/22



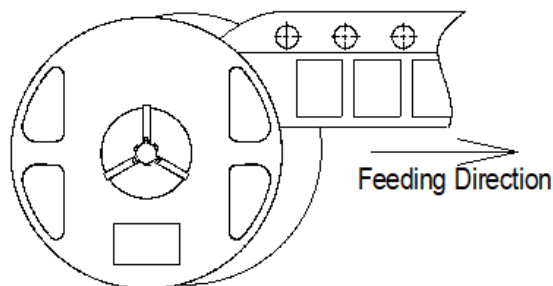
American Opto Plus LED Corp.

L199YC-LC2

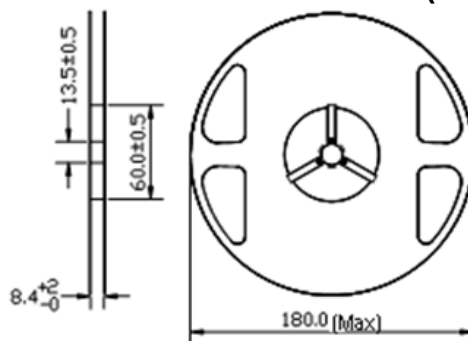
1.0 x 0.5 x 0.5mm Yellow SMD LED

PACKAGING SPECIFICATION

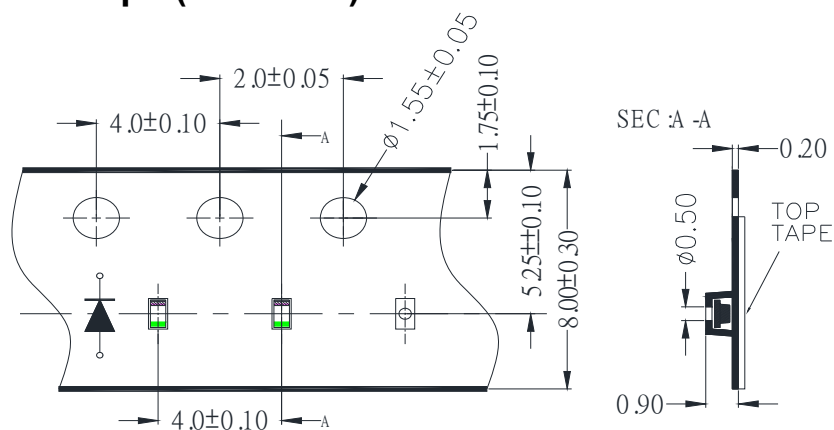
• Feeding Direction



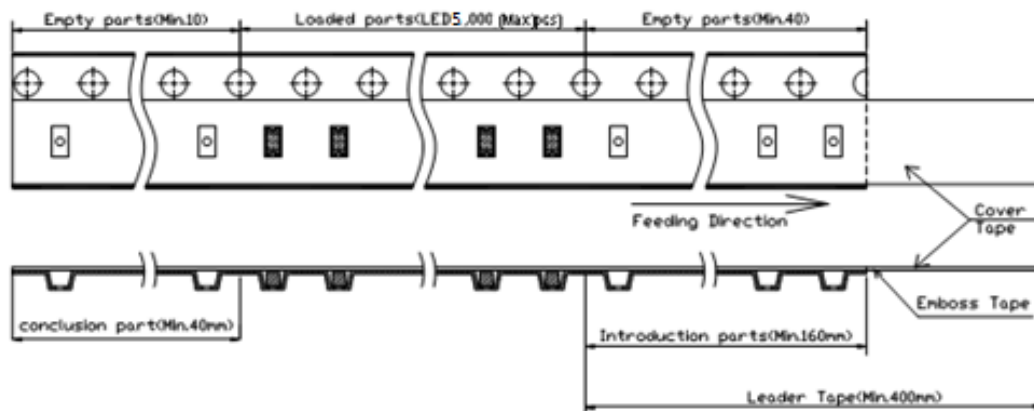
• Dimensions of Reel (Unit: mm)



• Dimensions of Tape (Unit: mm)



• Arrangement of Tape



Notes:

1. Empty component pockets are sealed with top cover tape
2. The maximum number of missing lamps is two
3. The cathode is oriented towards the tape sprocket hole
4. 5,000 pcs/Reel

Version 1.0 Date: 10-13-2017 Specifications are subject to change without notice.

American Opto Plus LED Corp. 1206 E. Lexington Ave., Pomona CA 91766 Tel: 909-465-0080 Fax: 909-465-0130 www.aopled.com

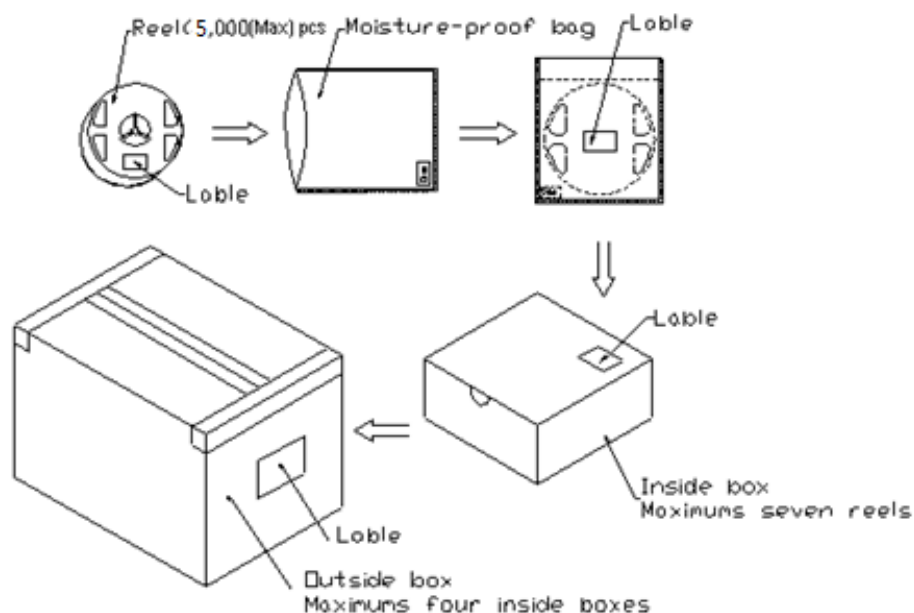


American Opto Plus LED Corp.

L199YC-LC2

1.0 x 0.5 x 0.5mm Yellow SMD LED

PACKAGING SPECIFICATION



NOTES:

Reeled products [numbers of products are 5,000(Max)pcs] packed in a seal off moisture-proof bag along with a desiccant one by one, Seven moisture-proof bag of maximums [total maximum number of products are 35,000(Max)pcs] packed in an inside box (size: about 238mm x about 194mm x about 102mm) and four inside boxes of maximums are put in the outside box (size: about 410mm x about 254mm x about 229mm) Together with buffer material, and it is packed. (Part No., Lot No., quantity should appear on the label on the moisture-proof bag, part No. And quantity should appear on the label on the cardboard box.) The number of the loading steps of outside box (cardboard box) has it to three steps.