



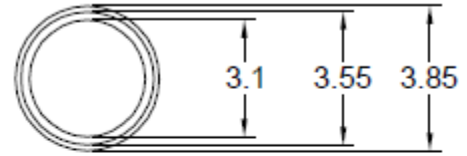
American Opto Plus LED Corp.

L314NOC-20D

3mm Orange LED

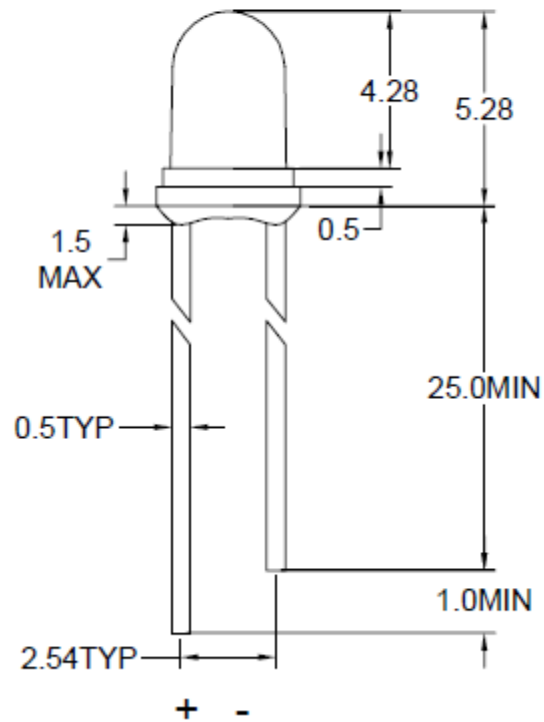
DESCRIPTION

- Super Bright LED Lamp
- Round Type
- 3mm Diameter
- Lens Color: Water Clear
- With Flange
- Solder leads with standoff



FEATURES

- Emitted Color: Orange
- High Luminous Intensity
- Technology: AlGaInP
- Viewing Angle: 20°



NOTES:

1. All dimensions are in millimeters tolerance is ± 0.25 mm unless otherwise noted;
2. Specifications are subject to change without notice.

Part Number	Material	Lens Color	
		Emitted	Lens
L314NOC-20D	AlGaInP	Orange	Water Clear



American Opto Plus LED Corp.

L314NOC-20D

3mm Orange LED

ABSOLUTE MAXIMUM RATINGS

(Ta=25°C)

Parameter	Symbol	Ratings	Unit
Power Dissipation	Pd	65	mW
Peak Forward Current Duty (1/10@10KHz)	I _{fp}	60	mA
Forward Current	I _f	25	mA
Reverse Current @ 5V	I _r	10	μA
Electrostatic Discharge	ESD	2000	V
Operating temperature range	T _{opr}	-40~+85	°C
Storage temperature range	T _{stg}	-40~+100	°C

OPTICAL-ELECTRICAL CHARACTERISTICS

(Ta=25°C)

Parameter	Symbol	Test Condition	Min	Typ	Max	Unit
Luminous Intensity	I _v	I _F =20mA	1500	2200	--	mcd
Dominant Wavelength	λ _D		--	605	--	nm
Spectral Line Half-Width	Δλ		--	17	--	nm
Forward Voltage	V _f		1.7	--	2.6	V
Viewing angle	2θ ½		--	20	--	Deg

- *Note: 1. The forward voltage data did not include ±0.1V testing tolerance.
2. The luminous intensity data did not include ±15% testing tolerance.



American Opto Plus LED Corp.

L314NOC-20D

3mm Orange LED

TYPICAL ELECTRO-OPTICAL CHARACTERISTIC CURVES

Fig.1 Forward current vs. Forward Voltage

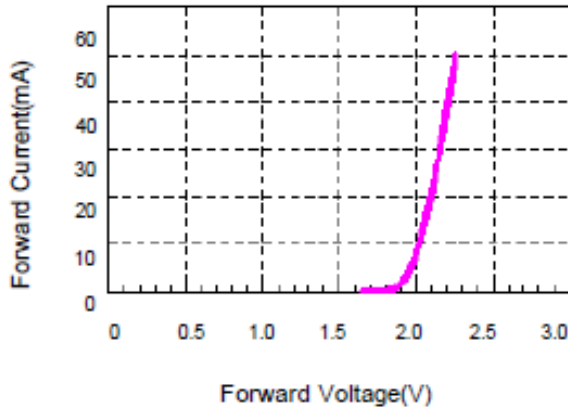


Fig.2 Relative Intensity vs. Forward Current

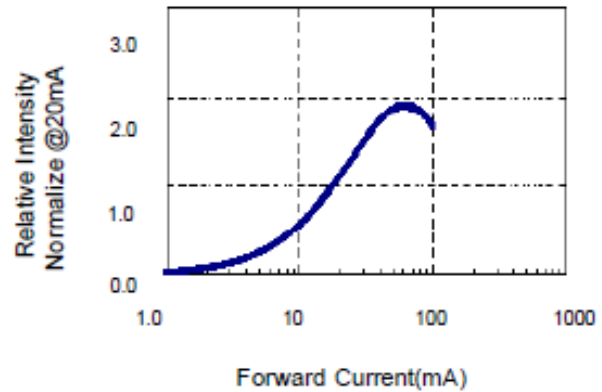


Fig.3 Forward Voltage vs. Temperature

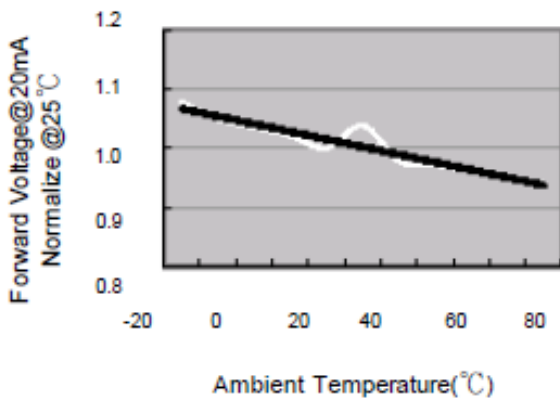


Fig.4 Relative Intensity vs. Temperature

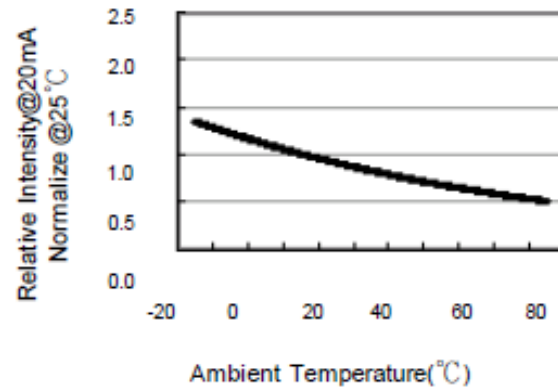
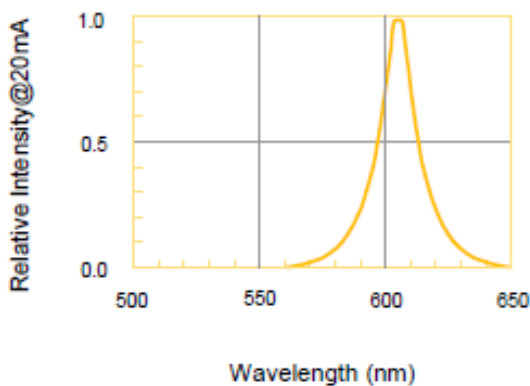


Fig.5 Relative Intensity vs. Wavelength



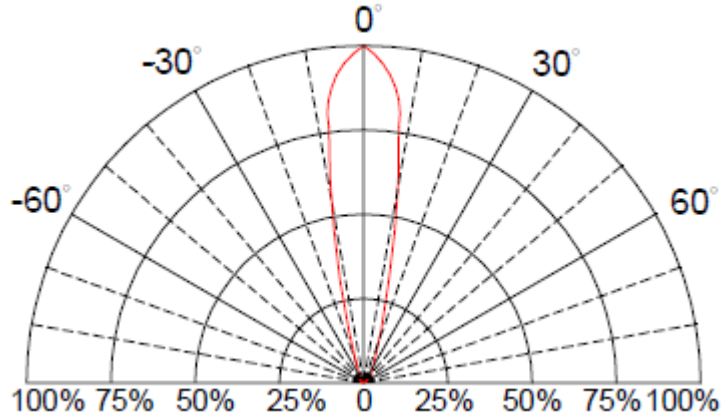


American Opto Plus LED Corp.

L314NOC-20D

3mm Orange LED

DIRECTIVITY RADIATION



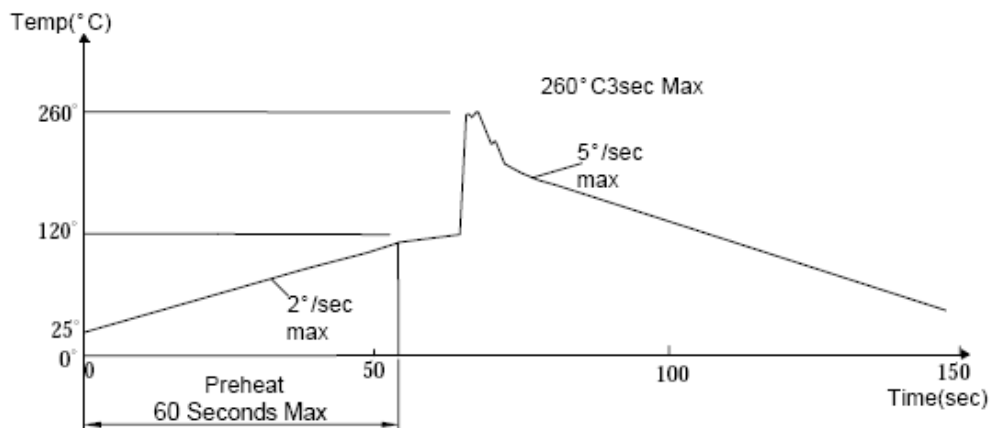
SOLDERING CONDITION (Pb-Free)

1. Iron:

Soldering Iron: 30W Max
Temperature 350°C Max
Soldering Time: 3 Seconds Max (One Time)
Distance: 2mm Min (From solder joint to body)

2. Wave Soldering Profile

Dip Soldering
Preheat: 120°C Max
Preheat time: 60 seconds Max
Ramp-up
2°C/sec (Max)
Ramp-Down: -5°C/sec (Max)
Solder Bath: 260°C Max
Dipping Time: 3 seconds Max
Distance: 2mm Min (from solder joint to body)





American Opto Plus LED Corp.

L314NOC-20D

3mm Orange LED

RELIABILITY TEST:

Test Item	Test Condition	Description	Reference Standard
Operating Life Test	1.Under Room Temperature 2.If=20mA 3.t=1000 hrs (-24hrs, +72hrs)	This test is conducted for the purpose of determining the resistance of a part in electrical and thermal stressed.	MIL-STD-750: 1026 MIL-STD-883: 1005 JIS C 7021: B-1
High Temperature Storage Test	1.Ta=105 °C±5°C 2.t=1000 hrs (-24hrs, +72hrs)	The purpose of this is the resistance of the device which is laid under condition of high temperature for hours.	MIL-STD-883:1008 JIS C 7021: B-10
Low Temperature Storage Test	1.Ta=-40 °C±5°C 2.t=1000 hrs (-24hrs, +72hrs)	The purpose of this is the resistance of the device which is laid under condition of low temperature for hours.	JIS C 7021: B-12
High Temperature High Humidity Test	1.Ta=65 °C±5°C 2.RH=90%~95% 3.t=240hrs ±2hrs	The purpose of this test is the resistance of the device under tropical for hours.	MIL-STD-202:103B JIS C 7021: B-11
Thermal Shock Test	1.Ta=105 °C±5°C & -40 °C±5°C (10min) (10min) 2.total 10 cycles	The purpose of this is the resistance of the device to sudden extreme changes in high and low temperature.	MIL-STD-202: 107D MIL-STD-750: 1051 MIL-STD-883: 1011
Solder Resistance Test	1.T.Sol=260 °C±5°C 2.Dwell time= 10 ±1sec.	This test intended to determine the thermal characteristic resistance of the device to sudden exposures at extreme changes in temperature when soldering the lead wire.	MIL-STD-202: 210A MIL-STD-750: 2031 JIS C 7021: A-1
Solderability Test	1.T.Sol=230 °C±5°C 2.Dwell time=5 ±1sec	This test intended to see soldering well performed or not.	MIL-STD-202: 208D MIL-STD-750: 2026 MIL-STD-883: 2003 JIS C 7021: A-2