



American Opto Plus LED Corp.

L314QRC-36D

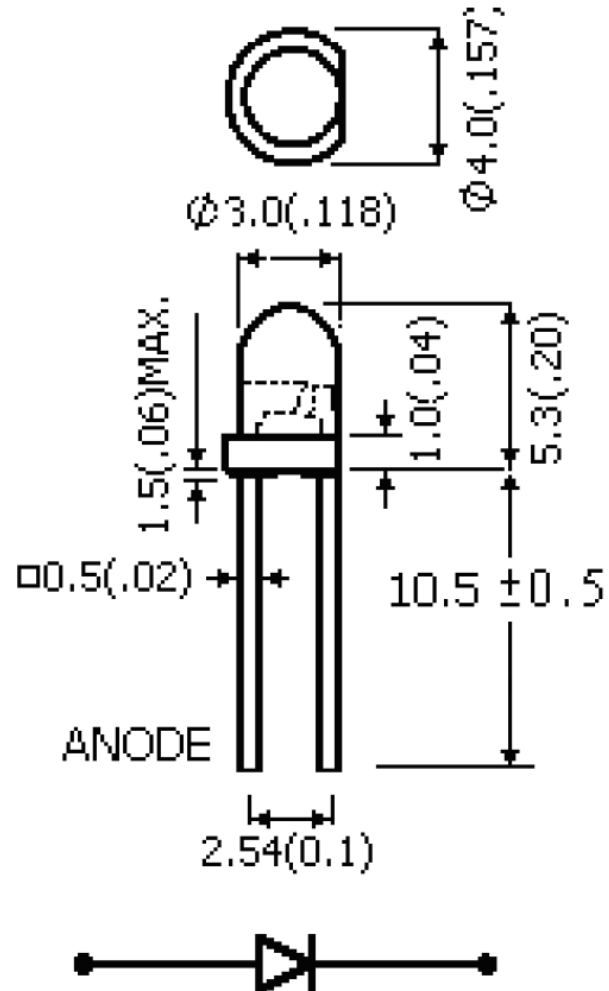
3mm Red LED Lamp

DESCRIPTION

- Round Type
- 3mm Diameter
- Lens Color: Water Clear
- With Flange
- Solder leads without standoffs

FEATURES

- Emitted Color: Red
- High Luminous Intensity
- Technology: GaAlAs
- Viewing Angle: 36°



NOTES:

1. All dimensions are in millimeters.

Part Number	Material	Lens Color	
		Emitted	Lens
L314QRC-36D	GaAlAs	Red	Water Clear



American Opto Plus LED Corp.

L314QRC-36D

3mm Red LED Lamp

ABSOLUTE MAXIMUM RATINGS

(Ta=25°C)

Parameter	Symbol	Ratings	Unit
Continuous Forward Current	I _F	20	mA
Peak Pulsed Forward Current	I _{FP}	100	mA
Reverse Voltage	V _R	5	V
Power Dissipation	P _d	85	mW
Operating temperature range	T _{opr}	-40~+85	°C
Storage temperature range	T _{stg}	-40~+85	°C

Solder temperature range 1.6 mm from body for 5 sec at 260°C.

OPTICAL-ELECTRICAL CHARACTERISTICS

(Ta=25°C)

Parameter	Symbol	Test Condition	Min	Typ	Max	Unit
Reverse Current	I _R	V _R =5V	--	--	10	μA
Forward Voltage	V _F	I _F =20mA	1.7	1.85	2.0	V
Luminous Intensity	I _v		80	120	200	mcd
Dominant Wavelength	λ _d		--	643	--	nm
Peak Wavelength	λ _p		--	660	--	nm
Spectrum Radiation Bandwidth	Δλ		--	20	--	nm
Viewing Angle	2θ1/2		--	36	--	deg

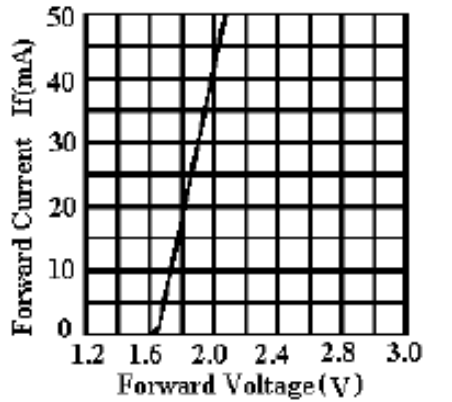


American Opto Plus LED Corp.

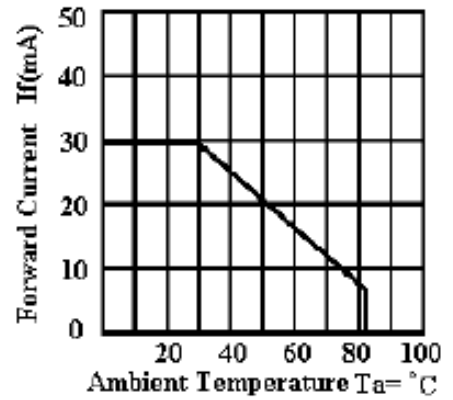
L314QRC-36D

3mm Red LED Lamp

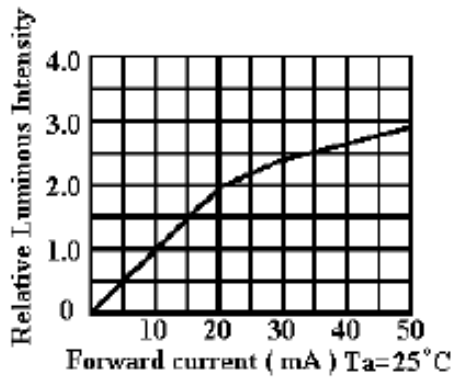
TYPICAL ELECTRICAL-OPTICAL CHARACTERISTIC CURVES



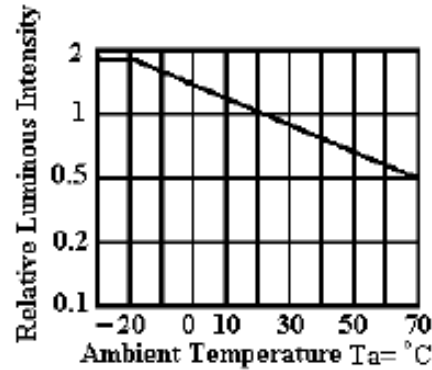
Forward current vs. Forward Voltage



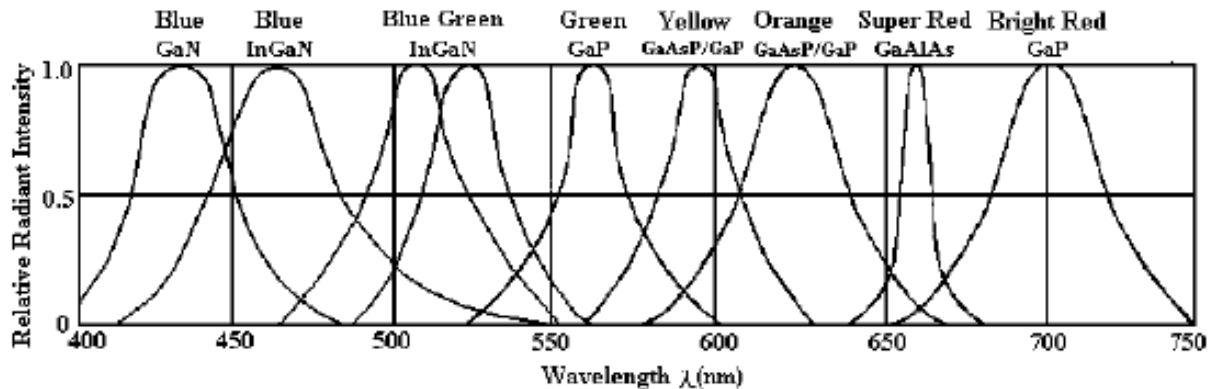
Forward current Derating curve



Luminous Intensity vs. Forward current



Luminous Intensity vs. Ambient Temperature



RELATIVE INTENSITY VS. WAVELENGTH



American Opto Plus LED Corp.
L314QRC-36D
3mm Red LED Lamp

Reliability Test Report:

NO.	Item	Test Conditions	Test Time/ Cycle	Sample Size	Ac/Re
1	DC Operating Life	Temperature:25°C IF:20mA	1000HRS	76PCS	0/1
2	High Temperature High Humidity	Temperature:85°C 85%RH	1000HRS	76PCS	0/1
3	High Temperature Storage	Temperature:100°C	1000HRS	76PCS	0/1
4	Low Temperature Storage	Temperature: -40°C	1000HRS	76PCS	0/1
5	Temperature Cycling	85°C~25°C~-35°C 15min~5min~15min	15Cycles	76PCS	0/1
6	Thermal Shock	85°C~25°C~-10°C 5min~10sec~5min	15Cycles	76PCS	0/1
7	Solder Heat	Temperature:260°C±5°C	10SEC.	76PCS	0/1



American Opto Plus LED Corp.

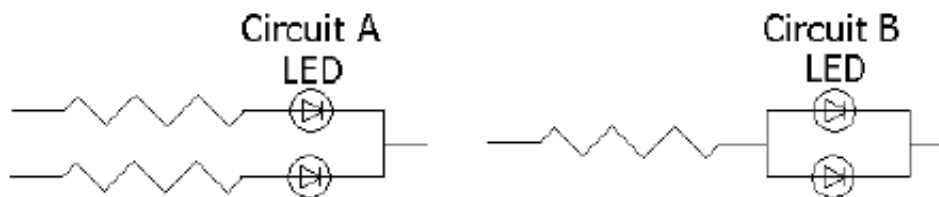
L314QRC-36D

3mm Red LED Lamp

Precaution for Use LED:

1. Drive Method

LED is current-operated device. In order to ensure intensity uniformity on multiple LEDs connected in parallel in a application, it is recommended that a current limiting resistor be incorporated in the drive circuit.



(a) Circuit A it is recommended circuit.

(b) Circuit B the brightness of each LED might appear different due to the differences in the I-V characteristics of those LEDs.

2. Over-current-proof

Customer must apply resistors for protection , otherwise slight voltage shift will cause big current change(Burn out will happen).

3. Storage

The Storage Temperature and RH are: 5°C ~ 30°C, RH 60% or less.

Once the package is opened, the products should be used with in a week. Otherwise, they should be kept in moisture proof package with moisture absorbent material (silica gel). we suggest our customers to use our products within a year.

If the moisture absorbent material (silica gel) has faded away or the LEDs exceeded the storage time , baking treatment should be performed using the following conditions.

Baking treatment: more than 24 hours at 60°C ±5°C.

4. Electrostatic Discharge (ESD)

Static electricity or surge voltage will damage the LEDs

Suggestions to prevent ESD damage:

Use of a conductive wrist band or ante-electrostatic glove when handing these LEDs

All devices, equipment, and machinery must be properly grounded.

Work tables storage racks, etc. should be properly grounded

In the events of manual working in process, make sure the devices are well protected from ESD at any time.



American Opto Plus LED Corp.

L314QRC-36D

3mm Red LED Lamp

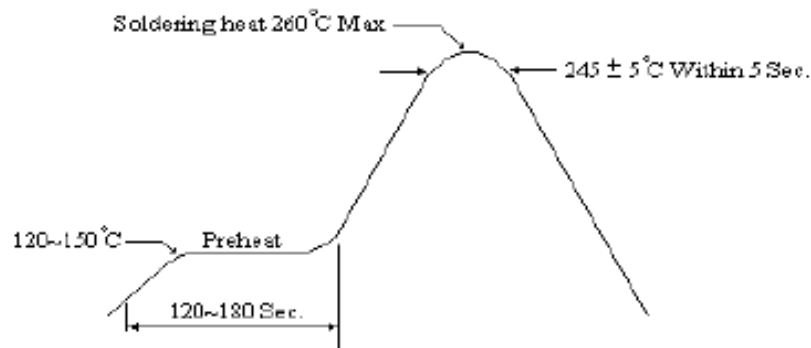
5. Others

- (a) If want to have the uniform luminance and color, please use the same binning number, and avoid using intermix to cause the differences of luminance and color.
- (b) The appearance and specifications of the product may be modified for improvement without prior notice.

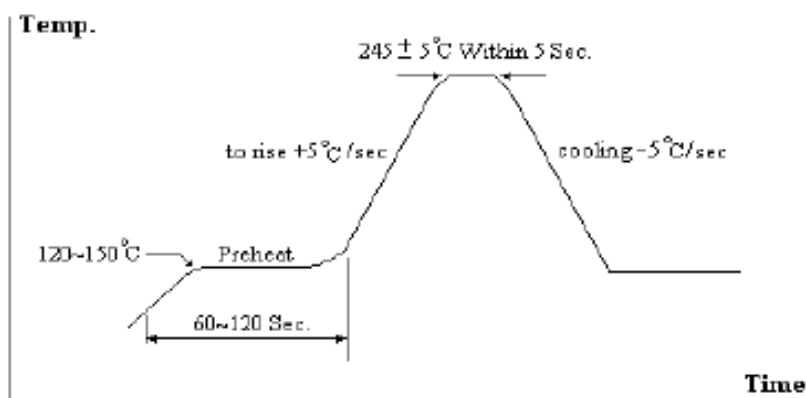
6. Soldering

Recommended soldering condition as shown below:

Soldering heat (DIP)



Reflow Temp./Time



Soldering Iron

Temperature at tip of iron : 300°C Max. (25 W Max.)

Soldering Time : 3 sec. ± 1 sec.(one time only)

If temperature is higher, time should be shorter