



# American Opto Plus LED Corp.

## L354NRC-25D

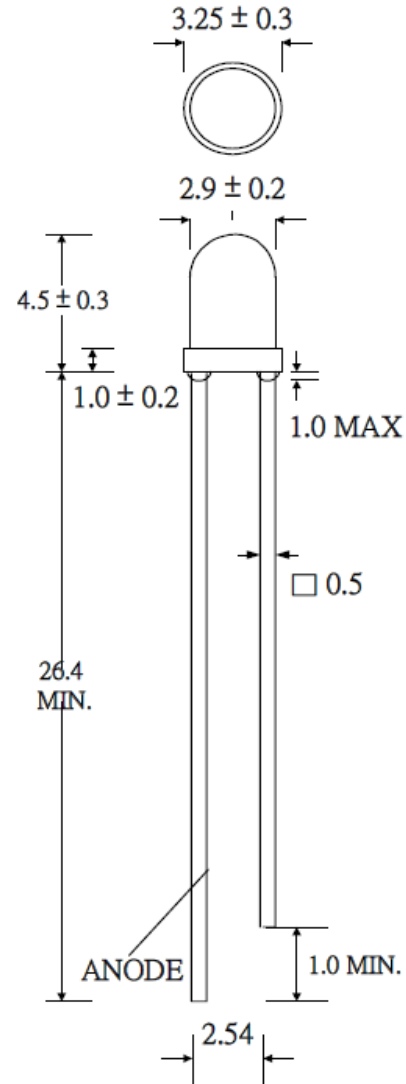
### 3mm Super Red LED Lamp

#### DESCRIPTION

- Round Type
- T-1 3mm Diameter
- Lens Color: Water Clear
- With Flange
- Solder leads without standoff

#### FEATURES

- Emitted Color: Red
- High Luminous Intensity
- Technology: AlGaInP
- Peak Wavelength  $\lambda_P = 660\text{nm}$
- Viewing Angle:  $25^\circ$



#### Notes:

1. All dimensions are in millimeters tolerance is  $\pm 0.25\text{mm}$  unless otherwise noted;
2. Specifications are subject to change without notice.

Part Number	Material	Lens Color	
		Emitted	Lens
L354NRC-25D	AlGaInP	Super Red	Water Clear



# American Opto Plus LED Corp.

## L354NRC-25D

3mm Super Red LED Lamp

### ABSOLUTE MAXIMUM RATINGS

(Ta=25°C)

Parameter	Symbol	Ratings	Unit
Power Dissipation	Pd	80	mW
Peak Forward Current Duty (1/10@1KHz)	I <sub>fp</sub>	50	mA
Forward Current	I <sub>f</sub>	20	mA
Reverse Voltage	V <sub>r</sub>	5	V
Operating temperature range	T <sub>opr</sub>	-40~+85	°C
Storage temperature range	T <sub>stg</sub>	-40~+85	°C
Lead Soldering Temperature Range (1.6mm (1/16inch) from body)	T <sub>sol</sub>	260°C for 3 seconds	

### OPTICAL-ELECTRICAL CHARACTERISTICS

(Ta=25°C)

Parameter	Symbol	Test Condition	Min	Typ	Max	Unit
Luminous Intensity	I <sub>v</sub>	I <sub>F</sub> =20mA	660	1000	--	mcd
Peak Wavelength	λ <sub>P</sub>		--	660	--	nm
Dominant Wavelength	λ <sub>D</sub>		--	645	--	nm
Spectral Line Half-Width	Δλ		--	25	--	nm
Forward Voltage	V <sub>f</sub>		--	1.9	2.4	V
Reverse Current	I <sub>r</sub>		--	--	10	μA
Viewing angle	2θ ½		--	25	--	Deg

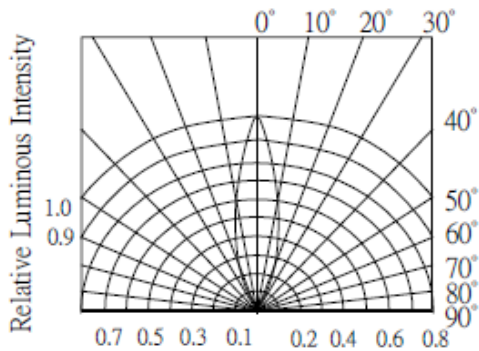


# American Opto Plus LED Corp.

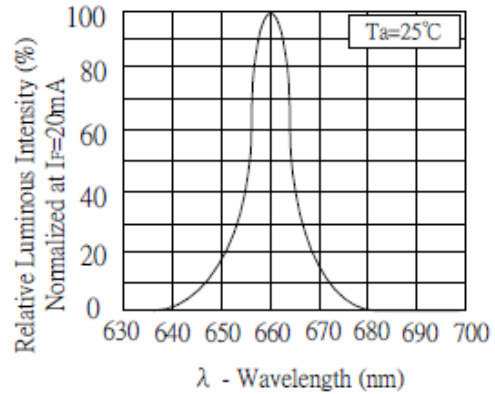
## L354NRC-25D

### 3mm Super Red LED Lamp

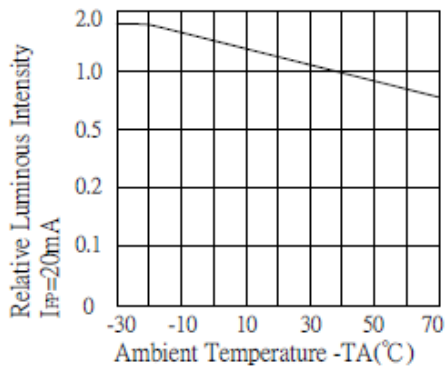
#### TYPICAL ELECTRO-OPTICAL CHARACTERISTIC CURVES



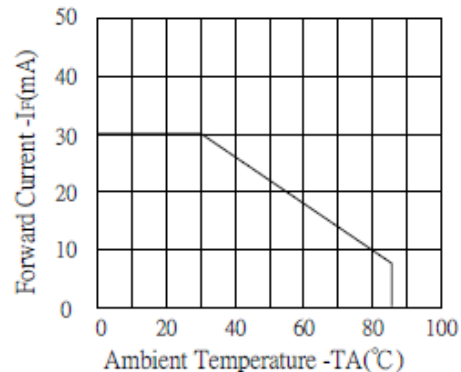
**RADIATION DIAGRAM**



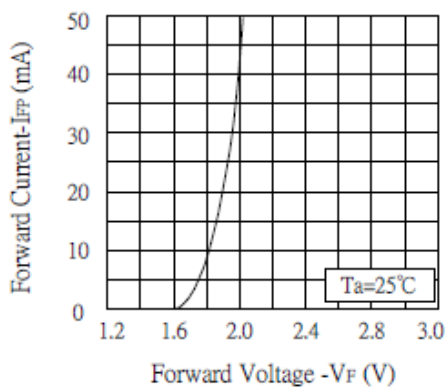
**RELATIVE LUMINOUS INTENSITY Vs. WAVELENGTH**



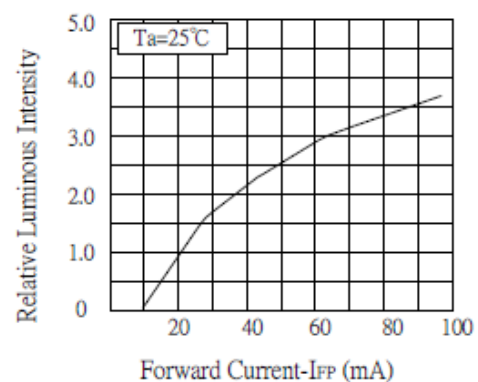
**LUMINOUS INTENSITY Vs. AMBIENT TEMPERATURE**



**MAX FORWARD CURRENT Vs. AMBIENT TEMPERATURE**



**FORWARD CURRENT Vs. FORWARD VOLTAGE**



**LUMINOUS INTENSITY Vs. FORWARD CURRENT**