

**American Opto Plus LED Corp.**  
**0.39" SMD Type LED Display**  
**SMA392LR G/W**  
**SMC392LR G/W**

● **FEATURES**

- 0.39 inch (10.0 mm) Digit Height.
- SMD type.
- Low current operation.
- Gray face, White segment.
- RoHS compliant, Pb Free.

● **DESCRIPTION**

The SMA392LR G/W & SMC392LR G/W are 0.39 inch (10.0mm) height Dual 7-segment displays.

This device utilizes Super Red LED chip which are made from AlGaInP On a transparent GaAs, substrate.

The display has Gray face, White segment.

● **DEVICE**

PART NO	DESCRIPTION
SMA392LR G/W	Common Anode
SMC392LR G/W	Common Cathode

**RoHS Compliance**



**Pb free.**







# American Opto Plus LED Corp.

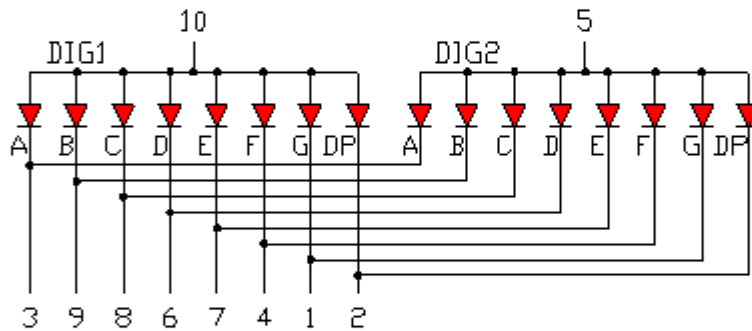
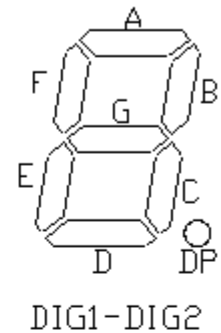
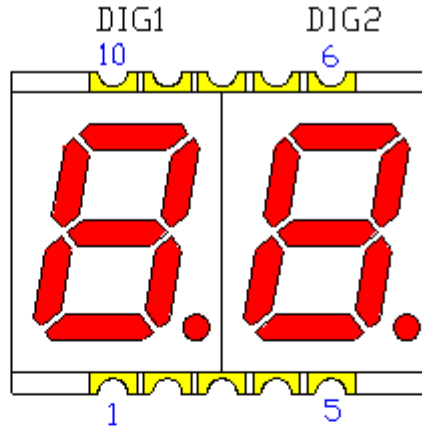
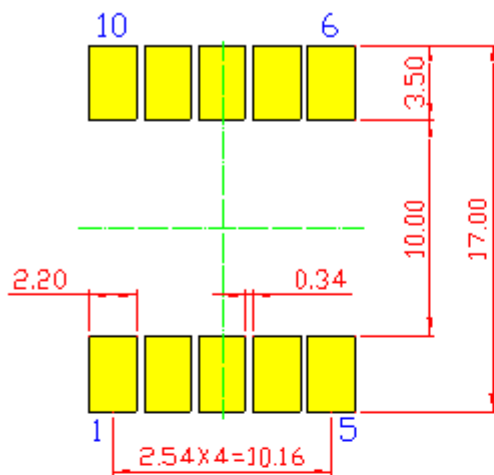
## 0.39" SMD Type LED Display

### SMA392LR G/W

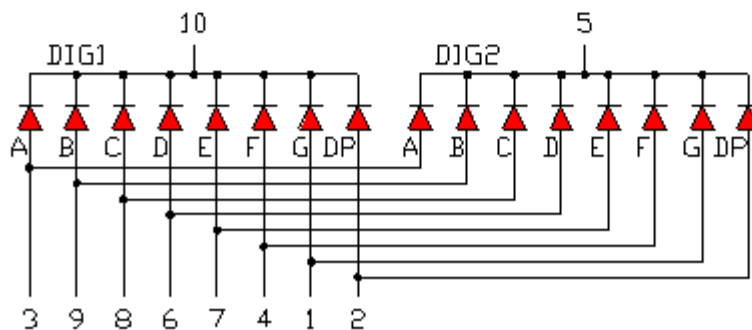
### SMC392LR G/W

#### ● TYPICAL INTERNAL EQUIVALENT CIRCUIT

##### Recommended Soldering Pattern



(Common Anode)



(Common Cathode)



**American Opto Plus LED Corp.**  
**0.39" SMD Type LED Display**  
**SMA392LR G/W**  
**SMC392LR G/W**

● **SUPER RED (AlGaInP/GaAs)**

ABSOLUTE MAXIMUM RATING AT  $T_a=25^{\circ}\text{C}$

Parameter	Symbol	Maximum Rating	Unit
Power dissipation	$P_{AD}$	75	mW
Derating liner from $25^{\circ}\text{C}$	-	0.3	mA / $^{\circ}\text{C}$
Continuous forward current	$I_{AF}$	30	mA
Peak current (duty cycle 1/10, 1kHz)	$I_{PF}$	100	mA
Reverse voltage	$V_R$	5	V
Operating temperature	$T_{OPR}$	-40 to +105	$^{\circ}\text{C}$
Storage temperature	$T_{STG}$	-40 to +105	$^{\circ}\text{C}$

ELECTRICAL - OPTICAL CHARACTERISTICS AT  $T_a=25^{\circ}\text{C}$

Characteristic	Symbol	Condition	Min.	Type.	Max.	Unit
Forward Voltage, (Per Dice)	$V_F$	$I_F=20\text{mA}$	-	2.0	2.6	V
Reverse Current, (Per Dice)	$I_R$	$V_R=5\text{V}$	-	-	10	$\mu\text{A}$
Peak Wavelength	$\lambda_P$	$I_F=20\text{mA}$	-	650	-	nm
Dominant Wavelength	$\lambda_D$	$I_F=20\text{mA}$	-	640	-	nm
Luminous Intensity	$I_V$	$I_F=20\text{mA}$	-	4	-	mcd
Spectral radiation bandwidth	$\Delta\lambda$	$I_F=20\text{mA}$	-	20	-	nm



# American Opto Plus LED Corp.

## 0.39" SMD Type LED Display

### SMA392LR G/W

### SMC392LR G/W

#### ● SUPER RED (AlGaInP/GaAs) CURVE

Typical Electro-optical Characteristic Curves  
(25 °C Free Air Temperature Unless Otherwise Specified)

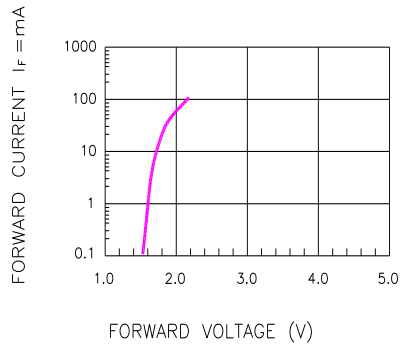


Fig.1 FORWARD CURRENT VS. FORWARD VOLTAGE

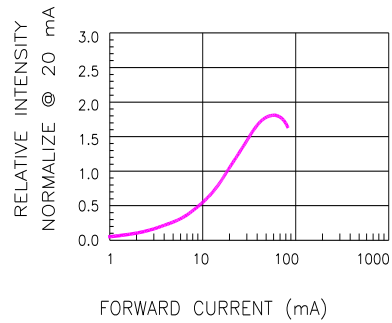


Fig.2 RELATIVE INTENSITY VS. FORWARD CURRENT

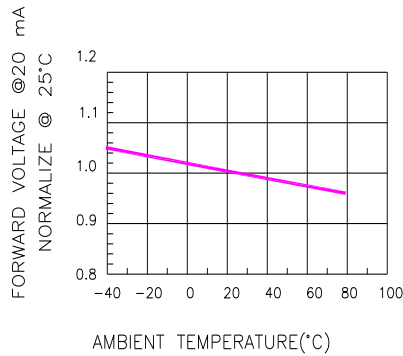


Fig.3 FORWARD VOLTAGE VS. TEMPERATURE

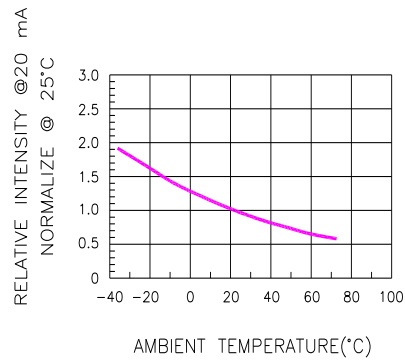


Fig.4 RELATIVE INTENSITY VS. TEMPERATURE

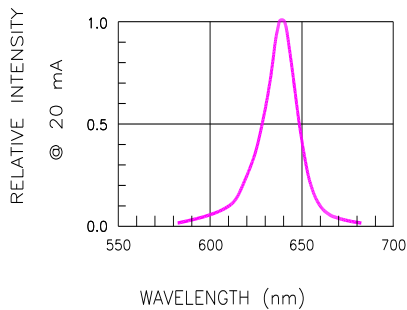


Fig.5 RELATIVE INTENSITY VS. WAVELENGTH

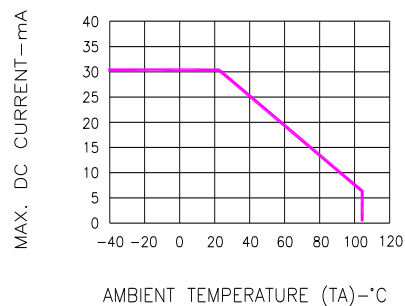


Fig.6 MAX. ALLOWABLE DC CURRENT VS. AMBIENT TEMPERATURE

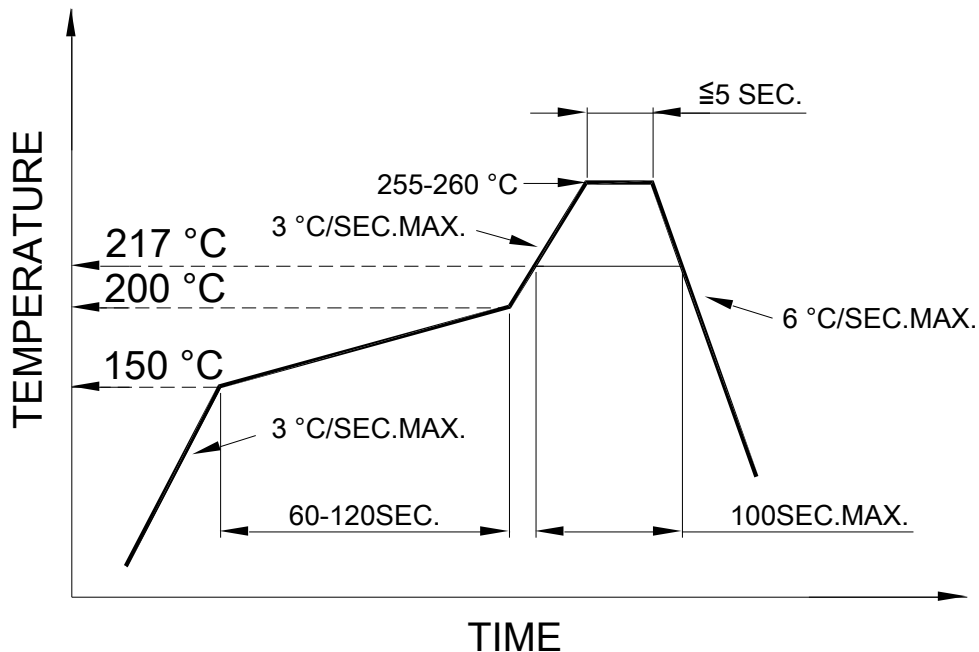


**American Opto Plus LED Corp.**  
**0.39" SMD Type LED Display**  
**SMA392LR G/W**  
**SMC392LR G/W**

● **RECOMMEND SOLDERING PROFILE**

SMT Soldering Profile

Pb free reflow soldering Profile



● **SOLDERING IRON**

Basic specification :  $\leq 4$  seconds when 260°C, If temperature is higher, time should be shorter (+10°C → 1 sec). Power dissipation of iron should be smaller than 15W, and temperature should be controllable. Surface temperature of the device should be under 230°C.

● **REWORK**

Customer must finish rework within  $\leq 3$  sec under 350°C.