



American Opto Plus LED Corp.
0.8" SMD Type LED Display
SMA804PG G/W
SMC804PG G/W

● **FEATURES**

- 0.8 inch (20.32 mm) Digit Height.
- SMD type.
- Low current operation.
- Gray face, White segment.
- RoHS compliant, Pb Free.

● **DESCRIPTION**

The SMA804PG G/W & SMC804PG G/W are 0.8 inch (20.32mm) height
Quadruple 7-segment displays.

This device utilizes Pure Green LED chip which are made from InGaN on a Transparent
GaN, substrate.

The display has Gray face, White segment.

● **DEVICE**

| PART NO | DESCRIPTION |
|--------------|----------------|
| SMA804PG G/W | Common Anode |
| SMC804PG G/W | Common Cathode |

RoHS Compliance



Pb free.





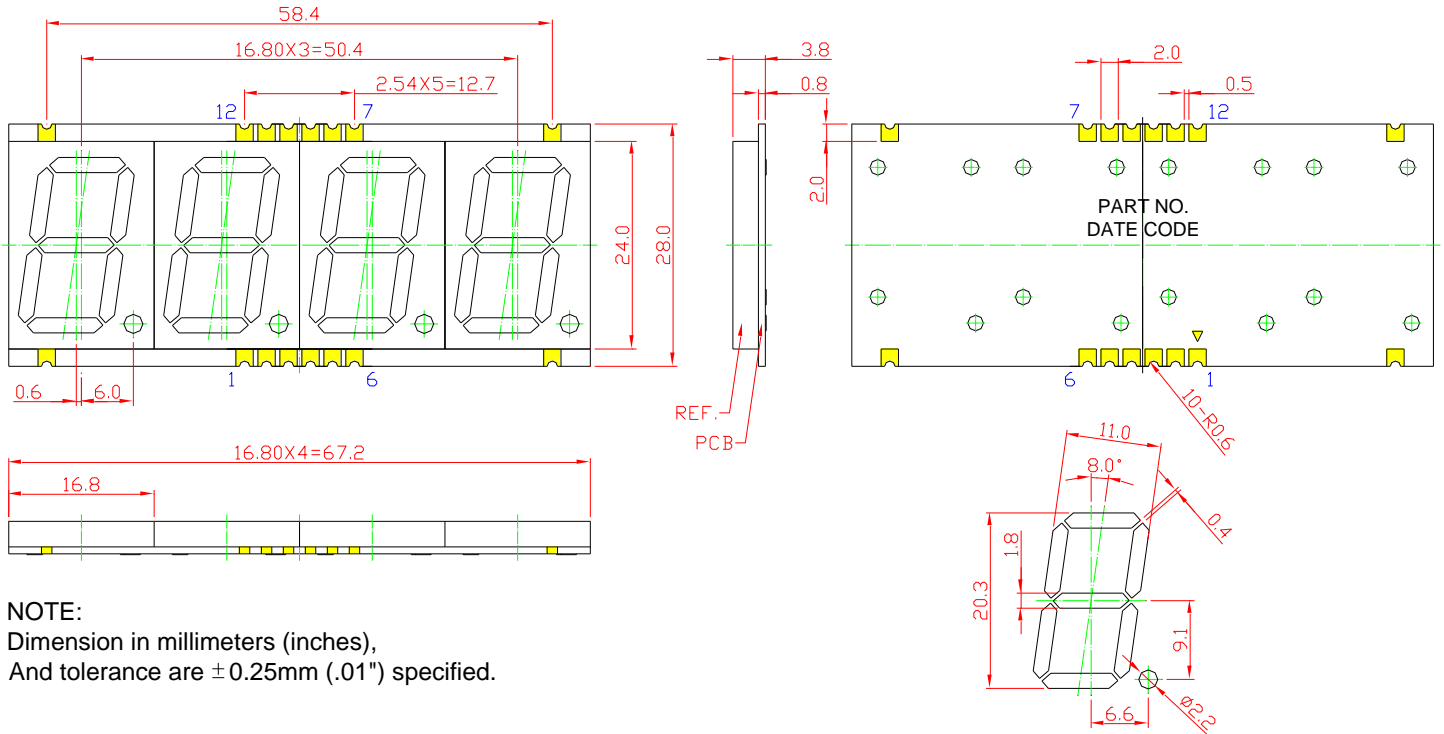
American Opto Plus LED Corp.

0.8" SMD Type LED Display

SMA804PG G/W

SMC804PG G/W

● MECHANICAL DIMENSIONS



NOTE:
Dimension in millimeters (inches),
And tolerance are $\pm 0.25\text{mm}$ (.01") specified.



American Opto Plus LED Corp.

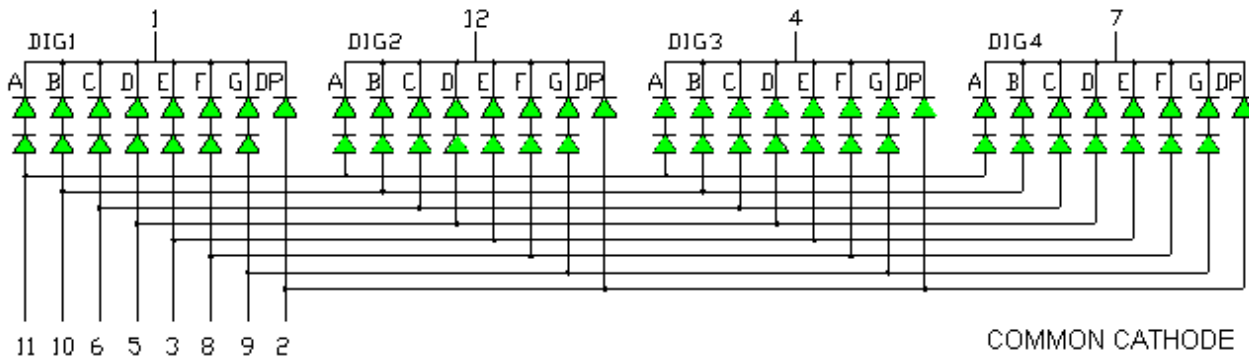
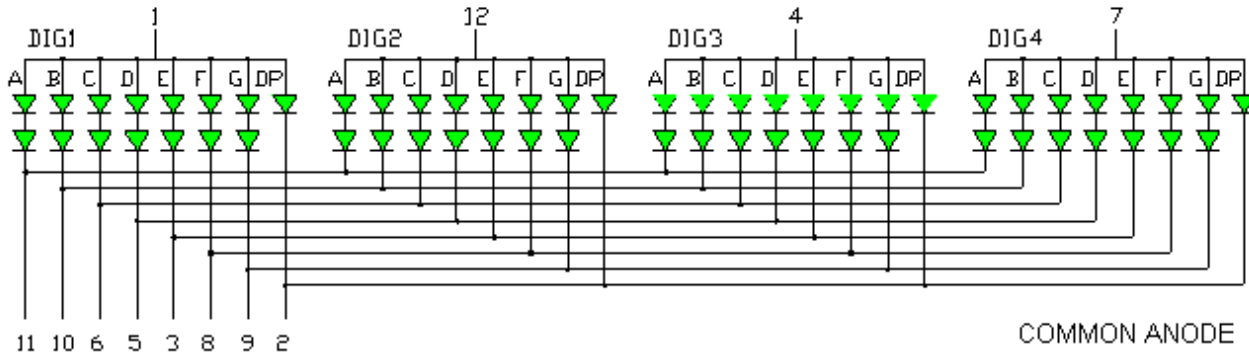
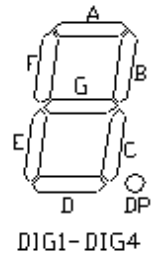
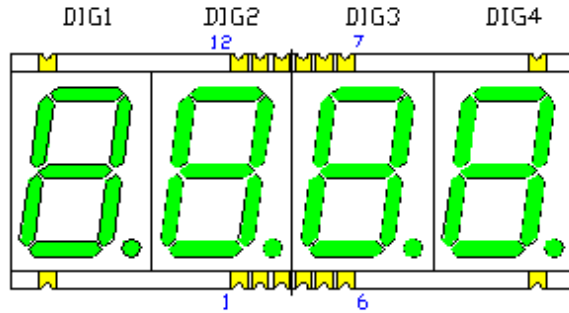
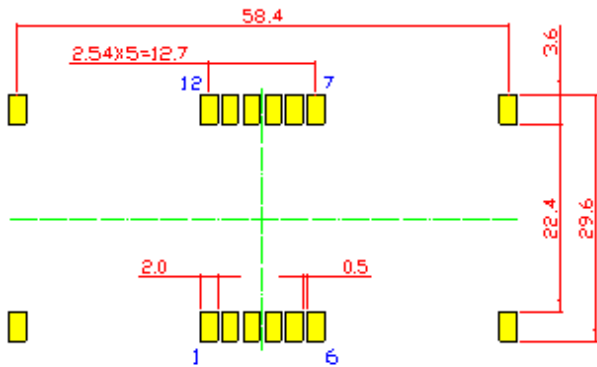
0.8" SMD Type LED Display

SMA804PG G/W

SMC804PG G/W

● TYPICAL INTERNAL EQUIVALENT CIRCUIT

Recommended Soldering Pattern





American Opto Plus LED Corp.
0.8" SMD Type LED Display
SMA804PG G/W
SMC804PG G/W

● **PG: PURE GREEN (InGaN/GaN)**

ABSOLUTE MAXIMUM RATING AT $T_a=25^{\circ}\text{C}$

| Parameter | Symbol | Maximum Rating | Unit |
|--|-----------|----------------|-------------------------|
| Power dissipation | P_{AD} | 120 | mW |
| Derating liner from 25°C | - | 0.3 | mA / $^{\circ}\text{C}$ |
| Continuous forward current | I_{AF} | 30 | mA |
| Peak current (duty cycle 1/10, 1kHz) | I_{PF} | 100 | mA |
| Reverse voltage | V_R | 5 | V |
| Operating temperature | T_{OPR} | -40 to +105 | $^{\circ}\text{C}$ |
| Storage temperature | T_{STG} | -40 to +105 | $^{\circ}\text{C}$ |

ELECTRICAL - OPTICAL CHARACTERISTICS AT $T_a=25^{\circ}\text{C}$

| Characteristic | Symbol | Condition | Min. | Type. | Max. | Unit |
|------------------------------|-----------------|-------------------|------|-------|------|---------------|
| Forward Voltage, (Per Dice) | V_F | $I_F=20\text{mA}$ | - | 3.2 | 4.0 | V |
| Reverse Current, (Per Dice) | I_R | $V_R=8\text{V}$ | - | - | 10 | μA |
| Dominant Wavelength | λ_D | $I_F=20\text{mA}$ | - | 525 | - | nm |
| Luminous Intensity | I_v | $I_F=20\text{mA}$ | - | 210 | - | mcd |
| Spectral radiation bandwidth | $\Delta\lambda$ | $I_F=20\text{mA}$ | - | 30 | - | nm |



American Opto Plus LED Corp.

0.8" SMD Type LED Display

SMA804PG G/W

SMC804PG G/W

● PG: PURE GREEN (InGaN/GaN) CURVE

Typical Electro-optical Characteristic Curves
(25 °C Free Air Temperature Unless Otherwise Specified)

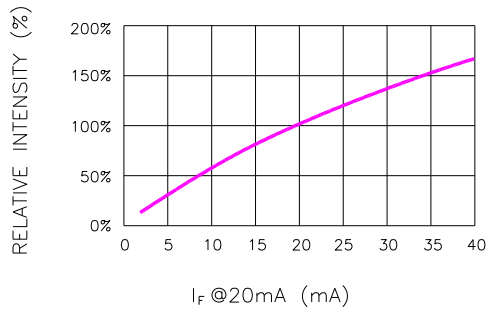


Fig.1 RELATIVE INTENSITY VS. FORWARD CURRENT

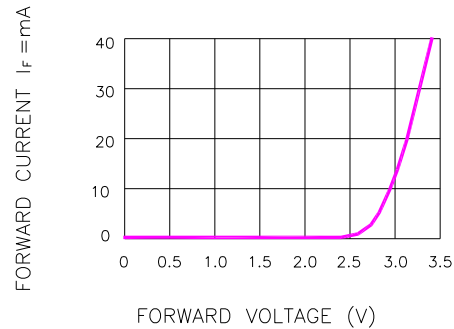


Fig.2 FORWARD CURRENT VS. FORWARD VOLTAGE

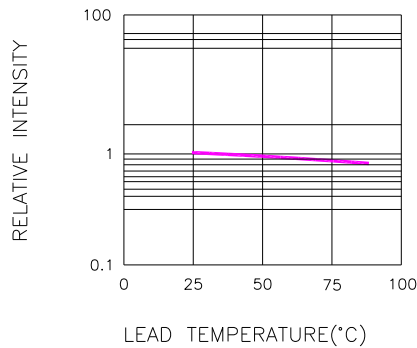


Fig.3 RELATIVE INTENSITY VS. LEAD TEMPERATURE
(PULSED 20 mA; 300us PULSE, 10ms PERIOD)

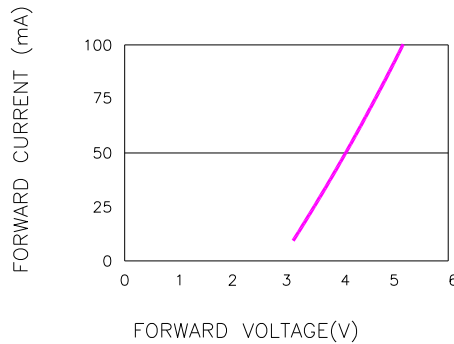


Fig.4 PEAK FORWARD VOLTAGE VS. FORWARD (100us TEST PULSE, 1% DUTY CYCLE)

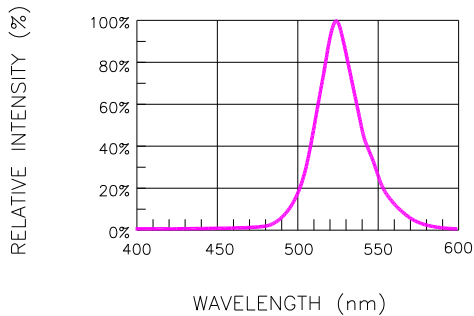


Fig.5 RELATIVE INTENSITY VS. WAVELENGTH

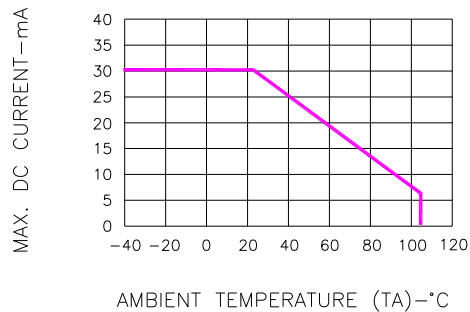


Fig.6 MAX. ALLOWABLE DC CURRENT VS. AMBIENT TEMPERATURE

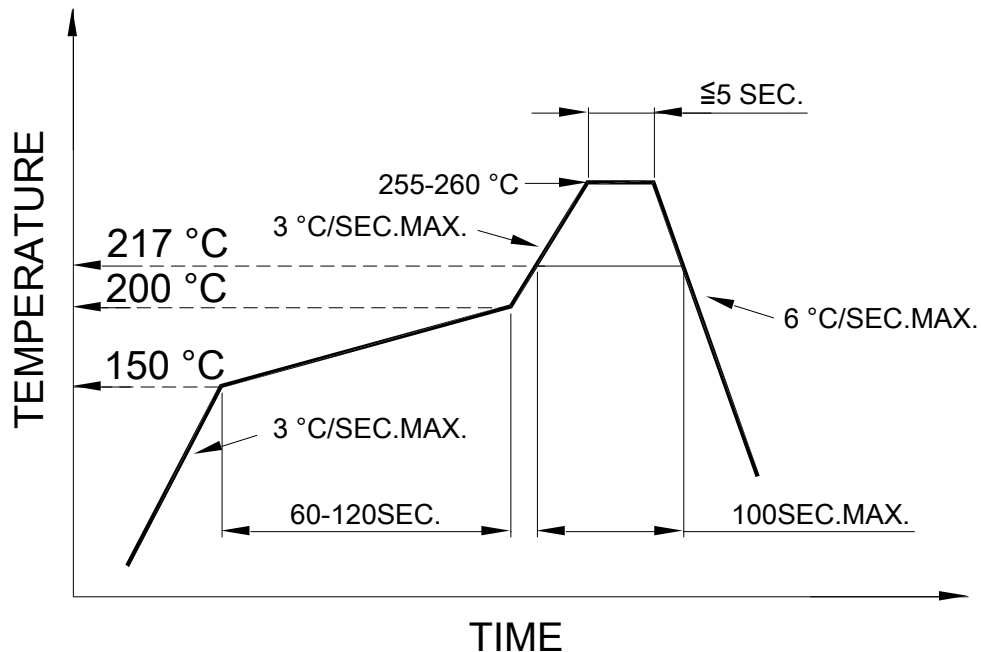


American Opto Plus LED Corp.
0.8" SMD Type LED Display
SMA804PG G/W
SMC804PG G/W

● **RECOMMEND SOLDERING PROFILE**

SMT Soldering Profile

Pb free reflow soldering Profile



● **SOLDERING IRON**

Basic specification : ≤ 4 seconds when 260°C, If temperature is higher, time should be shorter (+10°C → 1 sec). Power dissipation of iron should be smaller than 15W, and temperature should be controllable. Surface temperature of the device should be under 230°C.

● **REWORK**

Customer must finish rework within ≤ 3 sec under 350°C.