


MODEL 93
1/2" Diameter
Single Turn
Cermet Trimming
Potentiometer



1

ELECTRICAL

Standard Resistance Range, Ohms	20 to 2Meg
Standard Resistance Tolerance	±10% (<100 Ohms = ±20%)
Input Voltage, Maximum	200 Vdc or rms not to exceed power rating
Slider Current, Maximum	100mA or within rated power, whichever is less
Power Rating, Watts	1.0 at 70°C derating to 0 at 125°C
End Resistance, Maximum	2 Ohms
Actual Electrical Travel, Nominal	270°
Dielectric Strength	900 Vrms
Insulation Resistance, Minimum	1,000 Megohms
Resolution	Essentially infinite
Contact Resistance Variation, Maximum	1% or 1 Ohm, whichever is greater

ENVIRONMENTAL

Seal	85°C Fluorinert® (No Leaks)
Temperature Coefficient, Maximum	±100ppm/°C
Operating Temperature Range	-55°C to +125°C
Thermal Shock	5 cycles, -55°C to +125°C (1% ΔRT, 1% ΔVR)
Moisture Resistance	Ten 24 hour cycles (1% ΔRT, IR 100 Megohms Min.)
Shock, 6ms Sawtooth	100G's (1% ΔRT, 1% ΔVR)
Vibration	20G's, 10 to 2,000 Hz (1% ΔRT, 1% ΔVR)
High Temperature Exposure	250 hours at 125°C (2% ΔRT, 2% ΔVR)
Rotational Life	200 cycles (3% ΔRT)
Load Life at 1.0 Watts	1,000 hours at 70°C (2% ΔRT)
Resistance to Solder Heat	260°C for 10 sec. (1% ΔRT)

MECHANICAL

Mechanical Stops	24 oz.-in.
Stop Strength	1.5 lb.-in. (0.169 N-m)
Torque, Starting Maximum	5 oz.-in. (0.035 N-m)
Weight, Nominal	.052 oz. (1.5 grams)

Fluorinert® is a registered trademark of 3M Company.
 Specifications subject to change without notice.

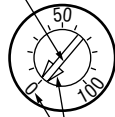


1-87

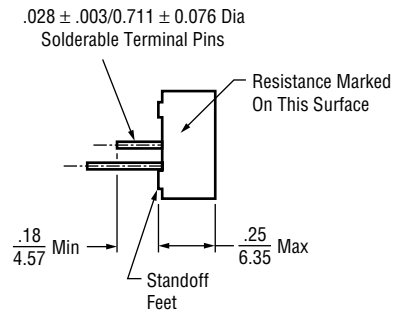
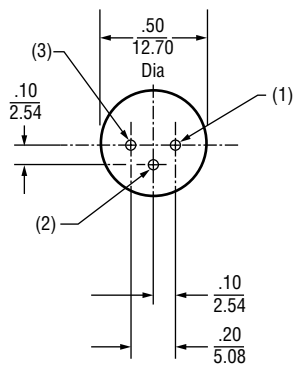
Model 93

TOP ADJUSTMENT (Inch/mm)

Slot $.250 \pm .005 / 6.350 \pm 0.127$ Long
 $X .030 \begin{matrix} +.000 \\ -.005 \end{matrix} / 0.762 \begin{matrix} +0.000 \\ -0.127 \end{matrix}$ Wide
 $X .035 \begin{matrix} +.000 \\ -.005 \end{matrix} / 0.889 \begin{matrix} +0.000 \\ -0.127 \end{matrix}$ Deep



Arrow And Graduations
In Contrasting Color



STANDARD RESISTANCE VALUES, OHMS

20	200	2K	20K	100K	500K
50	500	5K	25K	200K	1Meg
100	1K	10K	50K	250K	2Meg

PACKAGING

Standard: Boxes
Capacity = 50 units

1

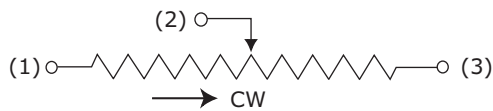
ORDERING INFORMATION

Standard:

Model Series ———— **93** **P** **R** **10K** **LF**
Pin Style ————

RoHS Compliant Product Code - Optional
Resistance Value
Resistance Prefix

CIRCUIT DIAGRAM



NOTES

Metric equivalents, based on 1 inch = 25.4mm are rounded to the same number of significant figures as in the original English units and are provided for general information only.

Tolerances unless otherwise specified:
Linear = $\pm .01$ inches (.25mm)
Angular = ± 2 degrees

