



Features

- Stable, infinite resolution cermet element
- Vertical and horizontal adjust styles
- Optional packaging on embossed tape
- Compatible with surface mount manufacturing processes
- RoHS compliant* - see [processing information](#) on RoHS compliant surface mount trimmers
- For trimmer applications/processing guidelines, [click here](#)

3269 - 1/4 " Square SMD Trimpot® Trimming Potentiometer

Electrical Characteristics

Standard Resistance Range10 ohms to 1 megohm
(see standard resistance table)
Resistance Tolerance ±10 % std.
(closer tolerance available)
Absolute Minimum Resistance 1 % or 2 ohms max.
(whichever is greater)
Contact Resistance Variation 3.0 % or 3 ohms max.
(whichever is greater)
Adjustability
Voltage Divider ±0.02 %
Rheostat ±0.05 %
Resolution Infinite
Insulation Resistance 500 vdc.
1,000 megohms min.
Dielectric Strength
Sea Level 600 vac
80,000 Feet 250 vac
Effective Travel 12 turns nom.

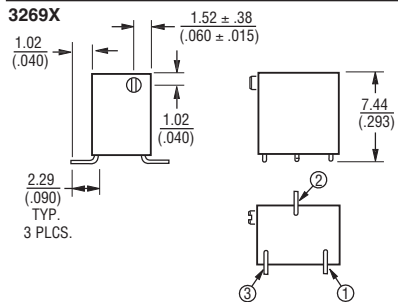
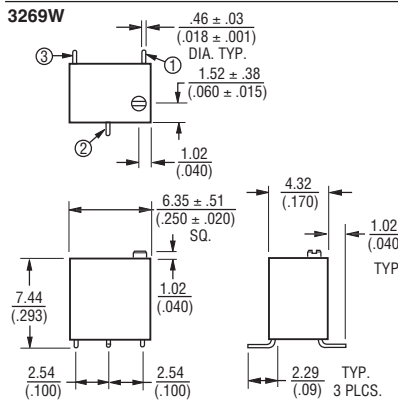
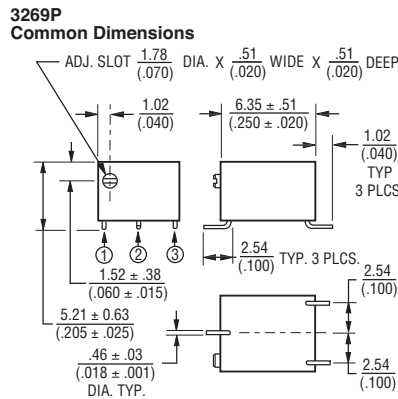
Environmental Characteristics

Power Rating (300 volts max.)
85 °C 0.25 watt
150 °C 0 watt
Temperature Range ... -65 °C to +150 °C
Temperature Coefficient ... ±100 ppm/°C
Seal Test 85 °C Fluorinert†
Humidity MIL-STD-202 Method 106
(2 % ΔTR; IR 100 Megohms)
Vibration 30 G (1 % ΔTR; 1 % ΔVR)
Shock 100 G (1 % ΔTR; 1 % ΔVR)
Load Life .. 1,000 hours 0.25 watt @ 85 °C
(3 % ΔTR; 3 % or 3 ohms
whichever is greater, CRV)
Rotational Life 200 cycles
(2 % ΔTR; 3 % or 3 ohms,
whichever is greater, CRV)

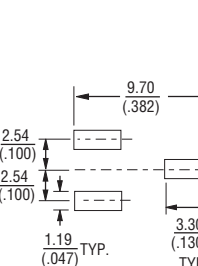
Physical Characteristics

Torque 2.5 oz-in. max.
Mechanical Stops Wiper idles
Terminals Solderable pins
Weight 0.015 oz.
Marking Manufacturer's
trademark, resistance code,
wiring diagram, date code,
manufacturer's model
number and style
Standard Packaging 50 pcs. per tube
Adjustment Tool H-90
Wiper 50 % (Actual TR) ±10 %

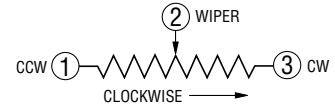
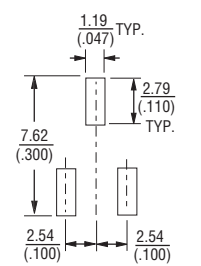
Product Dimensions



RECOMMENDED PCB LAYOUT - "P"



RECOMMENDED PCB LAYOUT - "W" & "X"



DIMENSIONS: $\frac{\text{MM}}{\text{(INCHES)}}$
TOLERANCES: ± 0.25 (.010) EXCEPT WHERE NOTED

How To Order

3269 X - 1 - 103 G LF

Model _____
Style _____
Standard or Modified Product Indicator _____
For P pin style:
-1 = Terminals #1 & #3 away from sprocket holes
For W & X pin styles:
-1 = Terminals #1 & #3 toward sprocket holes
For P, W & X pin styles:
-11 = ±5 % TR
Resistance Code _____
Embossed Tape Designator _____
G = Embossed Tape
"P" Style - 750 pcs./13" reel
"W, X" Style - 500 pcs./13" reel
Terminations _____
LF = 100 % Tin-plated (RoHS compliant)
Blank = 90 % Tin / 10 % Lead-plated (Standard)

Standard Resistance Table

Resistance (Ohms)	Resistance Code
10	100
20	200
50	500
100	101
200	201
500	501
1,000	102
2,000	202
5,000	502
10,000	103
20,000	203
25,000	253
50,000	503
100,000	104
200,000	204
250,000	254
500,000	504
1,000,000	105

Popular distribution values listed in boldface.
Special resistances available.

*RoHS Directive 2002/95/EC Jan. 27, 2003 including annex and RoHS Recast 2011/65/EU June 8, 2011.
†"Fluorinert" is a registered trademark of 3M Co.
Specifications are subject to change without notice.

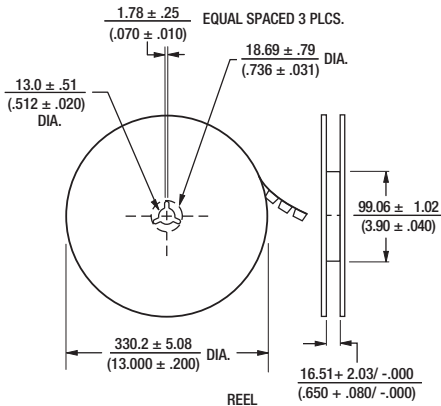
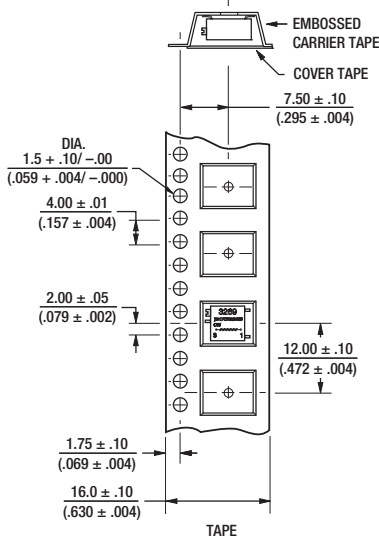
The device characteristics and parameters in this data sheet can and do vary in different applications and actual device performance may vary over time.
Users should verify actual device performance in their specific applications.

3269 - Packaging Specifications

BOURNS®

Packaging Specifications

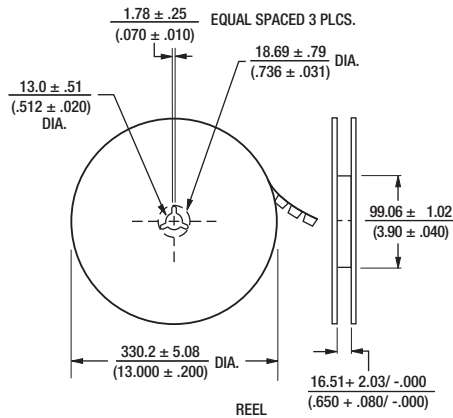
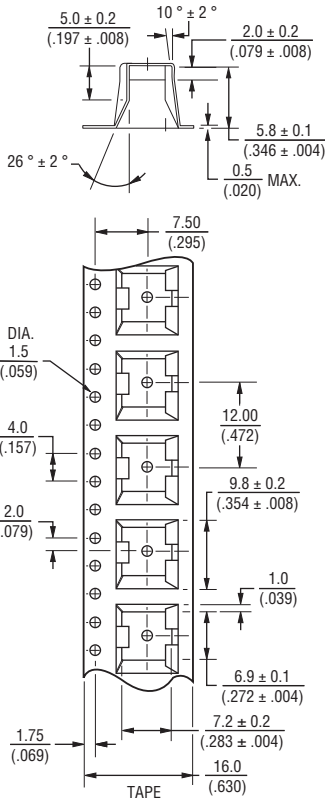
(P Style)



-1 as shown meets EIA Specification 481.
Units packaged 750 pieces per reel.

DIMENSIONS: $\frac{\text{MM}}{\text{(INCHES)}}$

(W & X Styles)



-2 as shown meets EIA Specification 481.
Units packaged 500 pieces per reel.

REV. 08/13

"Trimpot" is a registered trademark of Bourns, Inc.
Specifications are subject to change without notice.

The device characteristics and parameters in this data sheet can and do vary in different applications and actual device performance may vary over time.
Users should verify actual device performance in their specific applications.