

## A94 gPV 1500 Vdc Fuse 22x58 mm



### FEATURES:

- 1500 Vdc, 22x58 mm PV fuse link with glass-fiber body
- Rated Current: 1-80 A
- Breaking Capacity: 10 kA at 1500 Vdc (1-65 A)  
10 kA at 1300 Vdc (70 A, 80 A)
- Time Constant: 1-3 ms
- Special design with silver plated caps for high-power PV applications
- BH400, BH401 holders for DIN rail mounting
- Customizable for special applications

### APPLICATIONS:

- PV combiner / junction boxes
- Inverters
- Battery Charge Controllers

### AGENCY INFORMATION

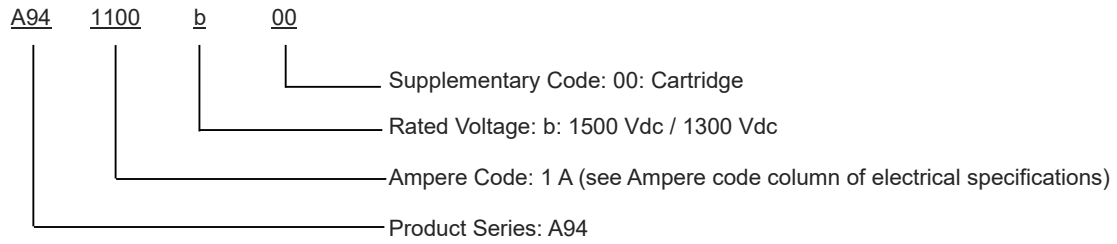
- Standard: UL 248-19; IEC 60269-6
- Approvals: UL (File: E490190), TUV(50452200)
- Manufactured under IATF 16949 quality system
- RoHS and REACH Compliant

### ELECTRICAL SPECIFICATIONS

Part Number Cartridge	Rated Current	Ampere Code	Breaking Capacity	Nom Cold Resistance (mΩ)	I <sup>2</sup> t (A <sup>2</sup> s)		Dissipation (W)		Certifications	
					Pre-Arcing	Total	0.8 I <sub>n</sub>	1.0 I <sub>n</sub>	UL	TUV
A941100b00	1 A	1100	10 kA@1500 Vdc	790.1~1185.2	20	110	0.2	0.3	●	●
A941200b00	2 A	1200		pending	40	220	0.5	0.6	●	●
A941300b00	3 A	1300		160.68~241.02	60	330	0.5	0.6	●	●
A941400b00	4 A	1400		142.52~213.78	80	440	0.7	0.8	●	●
A941500b00	5 A	1500		62.20~93.30	100	550	0.7	0.8	●	●
A941600b00	6 A	1600		50.32~75.48	120	660	1.2	1.5	●	●
A941800b00	8 A	1800		29.96~44.94	160	880	1.2	1.5	●	●
A942100b00	10 A	2100		16.0~24.0	200	1100	1.5	1.9	●	●
A942120b00	12 A	2120		13.72~20.57	240	1320	2.0	2.5	●	●
A942150b00	15 A	2150		8.18~12.27	300	1650	2.9	3.6	●	●
A942160b00	16 A	2160		7.48~11.22	320	1760	3.9	4.8	●	●
A942200b00	20 A	2200		5.58~8.38	400	2200	4.2	5.2	●	●
A942250b00	25 A	2250		3.94~5.92	500	2750	5.1	6.3	●	●
A942300b00	30 A	2300		3.25~4.87	600	3300	5.1	6.3	●	●
A942320b00	32 A	2320		3.16~4.74	640	3520	6.0	7.5	●	●
A942350b00	35 A	2350		3.14~4.71	700	3850	6.0	7.5	●	●
A942400b00	40 A	2400		2.49~3.73	800	4400	7.2	9.0	●	●
A942450b00	45 A	2450		2.0~3.0	900	4950	7.2	9.0	●	●
A942500b00	50 A	2500		2.0~3.0	1000	5500	7.2	9.0	●	●
A942550b00	55 A	2550		1.66~2.49	1100	6050	8.0	10.0	●	●
A942600b00	60 A	2600	1.53~2.29	1200	6600	8.0	10.0	●	●	
A942650b00	65 A	2650	1.32~1.98	1300	7150	9.5	12.0	●	●	
A942700b00	70 A	2700	10 kA@1300 Vdc	1.22~1.83	1400	7700	9.5	12.0	●	●
A942800b00	80 A	2800		1.02~1.54	1600	8800	9.5	12.0	●	●

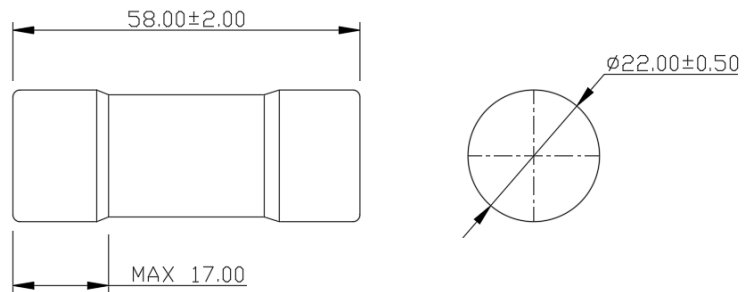
Note: (1) Typical pre-arcing I<sup>2</sup>t measured at 10\*I<sub>n</sub> current.

**PART NUMBERING SYSTEM**



**DIMENSIONS (mm)**

A94xxxxb00

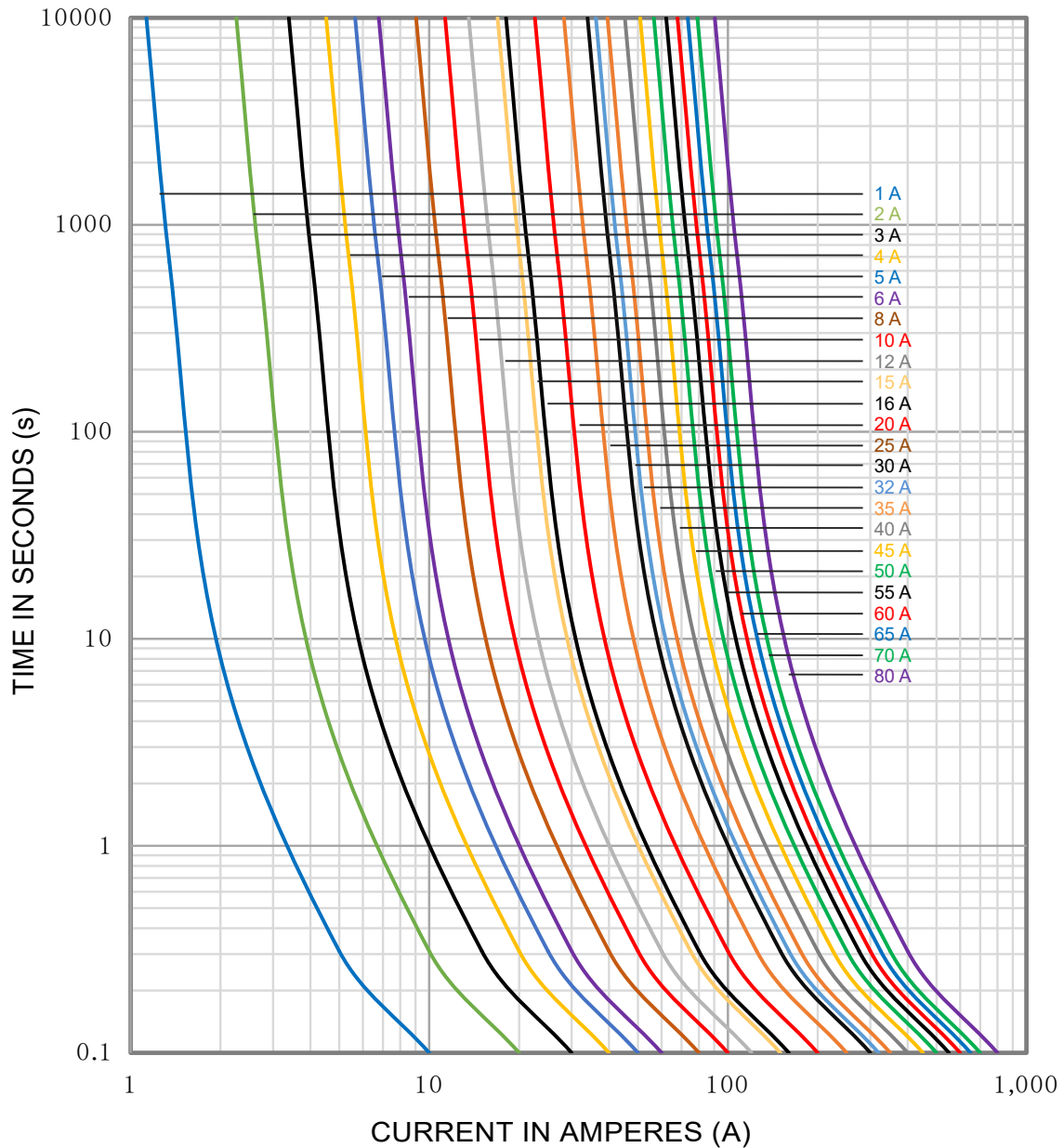


**TIME VS CURRENT CHARACTERISTIC**

Standard	UL			IEC		
	100 %	135 %	200 %	100 %	113 %	145 %
Rated Current	Temperature Stabilization	<1 h	<4 min	Temperature Stabilization	>1 h	<1 h
1-80 A						

TIME CURRENT CURVE

### Average Current Curve(I-T Curve)



WEB RESOURCES

Download the latest technical documents: [www.adlerelectric.com](http://www.adlerelectric.com). Specifications are subject to change without notice.