

## CDBV0140-G

$I_o=0.1A$

$V_R=30V$

RoHS Device

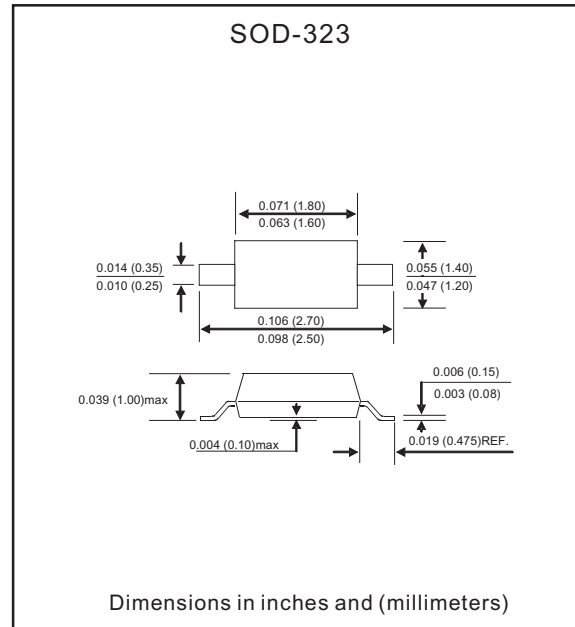


### Features

- High current rectifier Schottky diode.
- Low voltage, low inductance.
- For power supply.

### Mechanical data

- Case: SOD-323, Molded Plastic
- Terminals: Solderable per MIL-STD-202, Method 208
- Marking: 4



### Maximum Ratings (at $T_a=25^{\circ}C$ unless otherwise noted)

Parameter	Symbol	Limits	Unit
Peak reverse voltage	$V_{RM}$	45	V
DC reverse voltage	$V_R$	40	V
Average rectified current	$I_o$	0.1	A
Peak forward surge current	$I_{FSM}$	1	A
Junction temperature range	$T_J$	-55 ~ +125	$^{\circ}C$
Storage temperature range	$T_{STG}$	-55 ~ +125	$^{\circ}C$

### Electrical Characteristics (at $T_a=25^{\circ}C$ unless otherwise noted)

Parameter	Conditions	Symbol	Min	Typ	Max	Unit
Forward voltage	$I_F=100mA$ $I_F=10mA$	$V_F$			0.55 0.34	V
Reverse current	$V_R=10V$	$I_R$			30	$\mu A$
Capacitance between terminals	$V_R=10V, f=1MHz$	$C_T$		6		pF

## ELECTRICAL CHARACTERISTIC CURVES (CDBV0140-G)

Fig.1 Forward Characteristics

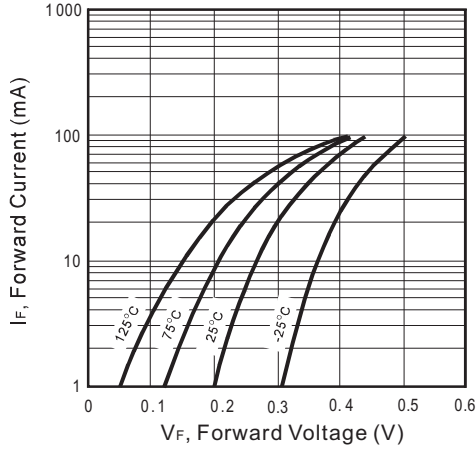


Fig.2 Reverse Characteristics

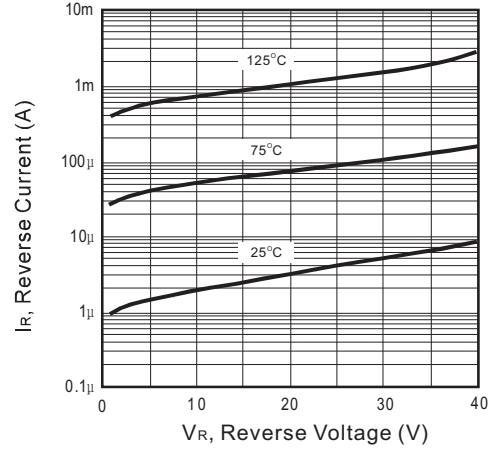


Fig.3 Capacitance Between Terminals Characteristics

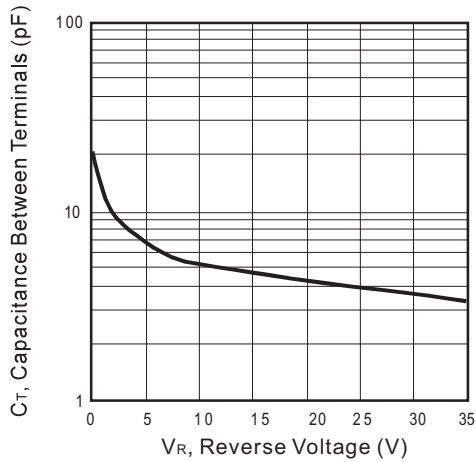


Fig.4 Forward Derating Curve

