


## CDSQR4448S-HF

RoHS Device  
Halogen Free

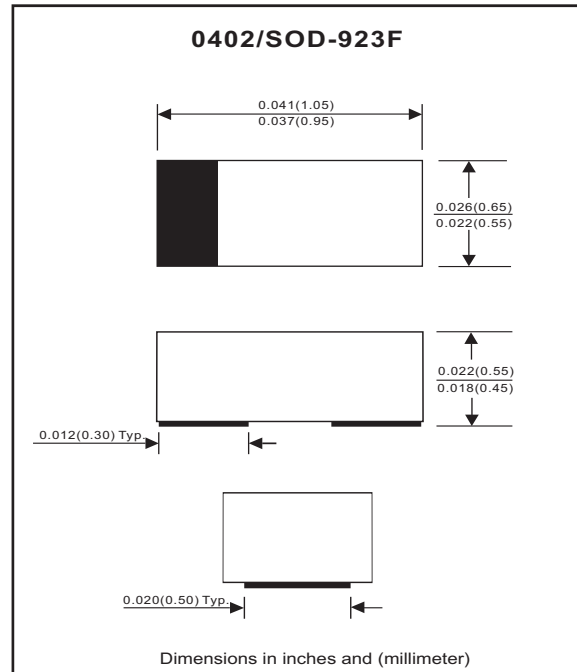


### Features

- High Speed.
- Fast Switching Speed.
- Designed for mounting on small surface.
- Extremely thin/leadless package.

### Mechanical data

- Case: 0402/SOD-923F standard package, molded plastic.
- Terminals: Gold plated, solderable per MIL-STD-750, method 2026.
- Polarity: Indicated by cathode band.
- Mounting position: Any.
- Weight: 0.001 gram (approx.).



### Maximum Rating (at TA=25°C unless otherwise noted)

Parameter	Conditions	Symbol	Min	Typ	Max	Unit
Repetitive peak reverse voltage		V <sub>RRM</sub>			100	V
Reverse voltage		V <sub>R</sub>			100	V
Average forward current		I <sub>O</sub>			125	mA
Forward current, surge peak	T <sub>P</sub> = 8.3mS	I <sub>FSM</sub>			1.5	A
Power Dissipation		P <sub>D</sub>			125	mW
Storage temperature		T <sub>STG</sub>	-55		+150	°C
Junction temperature		T <sub>j</sub>			+150	°C

### Electrical Characteristics (at TA=25°C unless otherwise noted)

Parameter	Conditions	Symbol	Min	Typ	Max	Unit
Forward voltage	I <sub>F</sub> = 100 mA	V <sub>F</sub>			1.0	V
Reverse current	V <sub>R</sub> = 30 V V <sub>R</sub> = 100 V	I <sub>R</sub>			25 100	nA
Capacitance between terminals	f = 1 MHz, and 0~40 VDC reverse voltage	C <sub>T</sub>			3	pF
Reverse recovery time	I <sub>F</sub> = I <sub>R</sub> = 10mA, I <sub>rr</sub> = 1mA, R <sub>L</sub> = 100ohm	T <sub>rr</sub>			4	nS

## RATING AND CHARACTERISTIC CURVES (CDSQR4448S-HF)

Fig. 1 - Forward characteristics

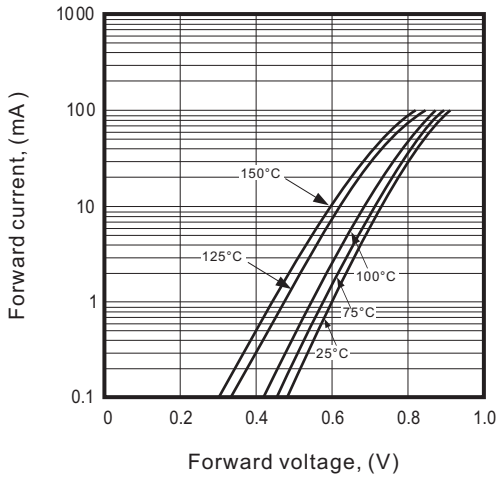


Fig. 2 - Reverse characteristics

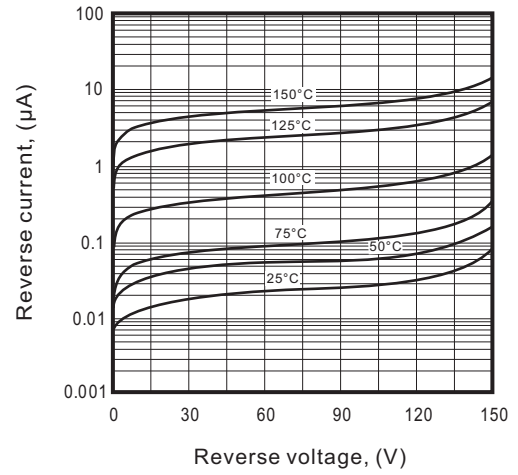


Fig. 3 - Capacitance between terminals characteristics

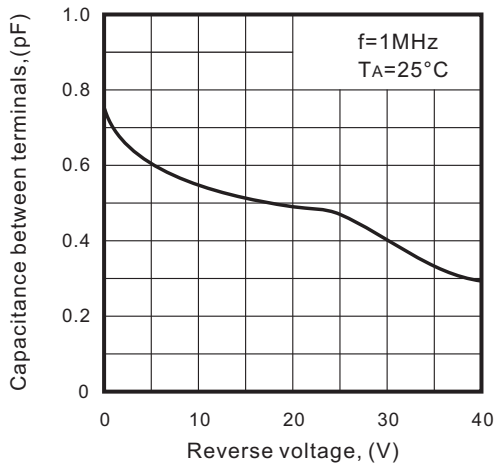
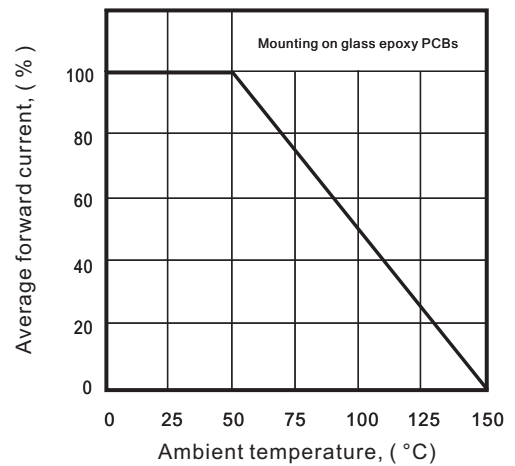
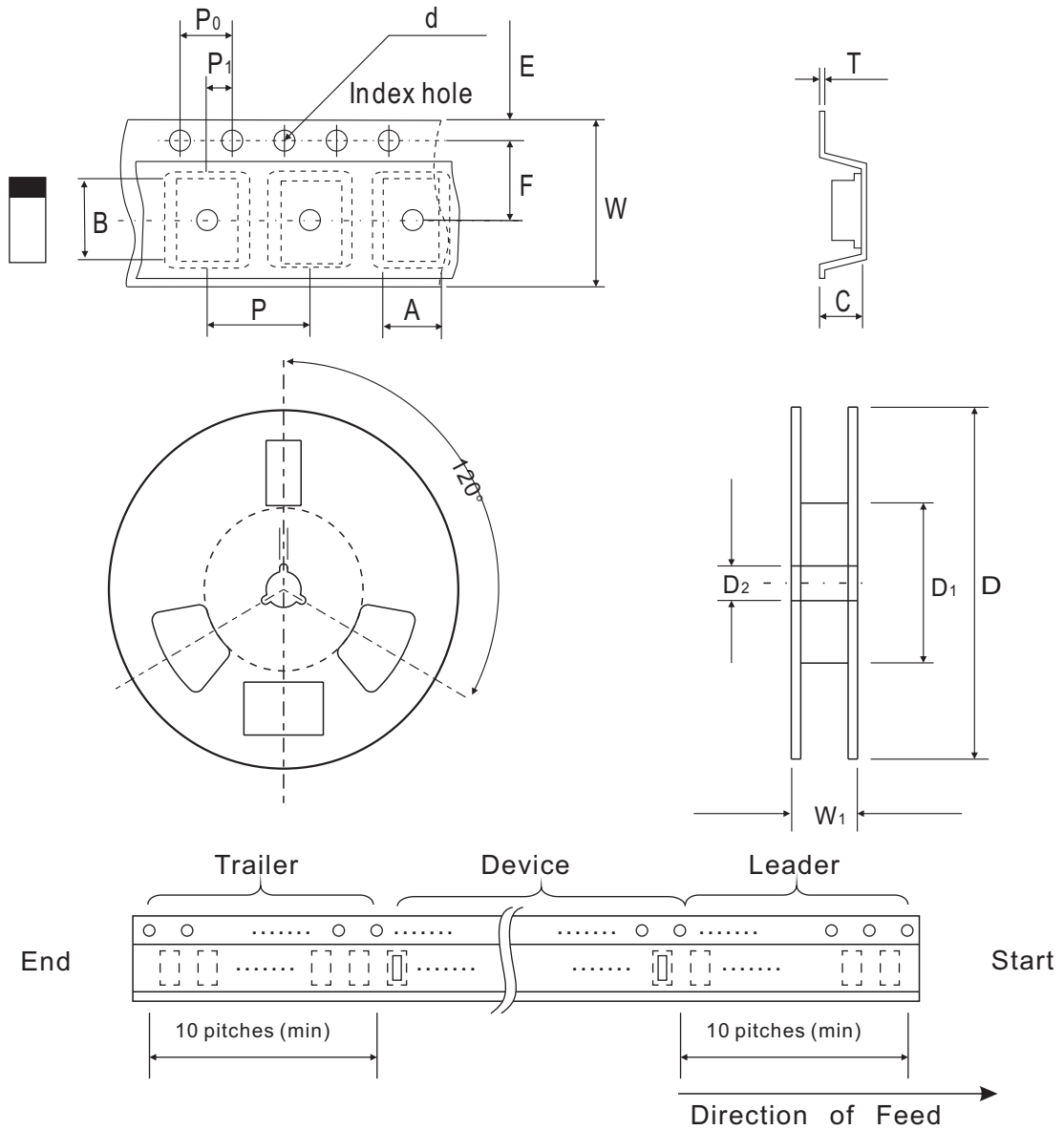


Fig. 4 - Current derating curve



## Reel Taping Specification



0402 (SOD-923F)	SYMBOL	A	B	C	d	D	D <sub>1</sub>	D <sub>2</sub>
	(mm)	0.75 ± 0.10	1.15 ± 0.10	0.60 ± 0.10	1.55 ± 0.10	178 ± 1	60.0 MIN.	13.0 ± 0.20
	(inch)	0.026 ± 0.004	0.045 ± 0.004	0.024 ± 0.004	0.061 ± 0.004	7.008 ± 0.04	2.362 MIN.	0.512 ± 0.008

0402 (SOD-923F)	SYMBOL	E	F	P	P <sub>0</sub>	P <sub>1</sub>	T	W	W <sub>1</sub>
	(mm)	1.75 ± 0.10	3.50 ± 0.05	4.00 ± 0.10	4.00 ± 0.10	2.00 ± 0.10	0.22 ± 0.05	8.00 ± 0.20	13.5 MAX.
	(inch)	0.069 ± 0.004	0.138 ± 0.002	0.157 ± 0.004	0.157 ± 0.004	0.079 ± 0.004	0.009 ± 0.002	0.315 ± 0.008	0.531 MAX.

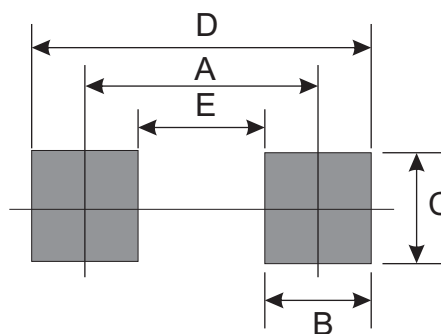
## Marking Code

Part Number	Marking Code
CDSQR4448S-HF	.S5



## Suggested PAD Layout

SIZE	0402/SOD-923F	
	(mm)	(inch)
A	0.750	0.030
B	0.500	0.020
C	0.700	0.028
D	1.250	0.049
E	0.250	0.010



## Standard Packaging

Case Type	Qty per Reel	Reel Size
	(Pcs)	(inch)
0402/SOD-923F	5,000	7