


CDBZ0130L-HF

$I_o = 100 \text{ mA}$
 $V_R = 30 \text{ Volts}$
 RoHS Device
 Halogen Free



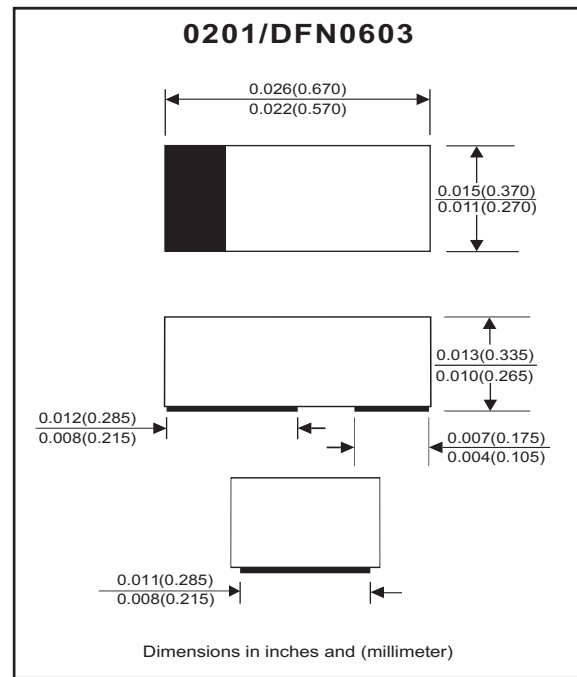
Features

- Low forward Voltage.
- Ultra small mold type.

Mechanical data

- Case: 0201/DFN0603 package, molded plastic.
- Terminals: Gold plated, solderable per MIL-STD-750, method 2026.
- Marking code: Cathode band & L
- Mounting position: Any

Circuit diagram



Maximum Rating (at $T_A=25^\circ\text{C}$ unless otherwise noted)

Parameter	Conditions	Symbol	Min	Typ	Max	Unit
Reverse voltage		V_R			30	V
Average rectified forward current		I_o			100	mA
Forward current,surge peak (60Hz*1cycle)	8.3 ms single half sine-wave superimposed on rate load(JEDEC method)	I_{FSM}			500	mA
Junction temperature		T_J			+125	$^\circ\text{C}$
Storage temperature		T_{STG}	-40		+125	$^\circ\text{C}$

Electrical Characteristics (at $T_A=25^\circ\text{C}$ unless otherwise noted)

Parameter	Conditions	Symbol	Min	Typ	Max	Unit
Forward voltage	$I_F = 10 \text{ mA}$	V_F	-	-	0.37	V
Reverse current	$V_R = 10 \text{ V}$	I_R	-	-	7	μA

RATING AND CHARACTERISTIC CURVES (CDBZ0130L-HF)

Fig. 1 - Forward characteristics

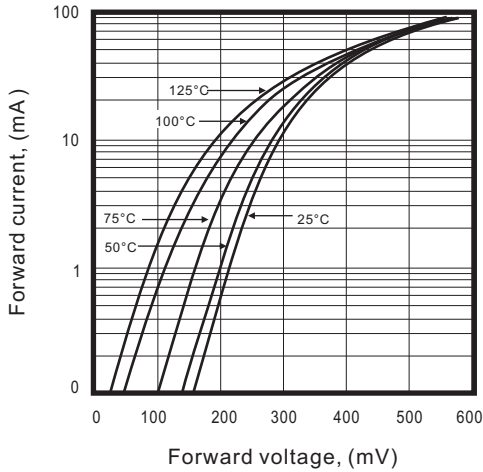


Fig. 2 - Reverse characteristics

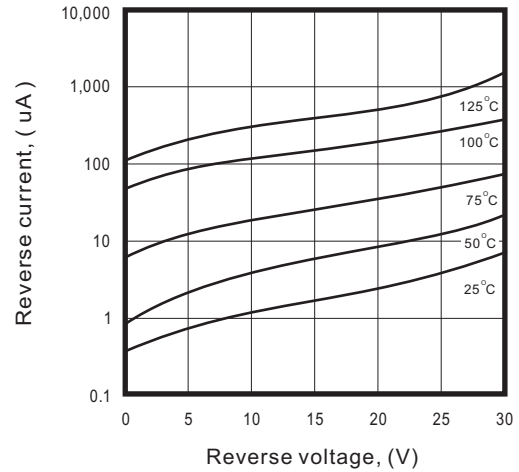


Fig.3 - Capacitance between terminals characteristics

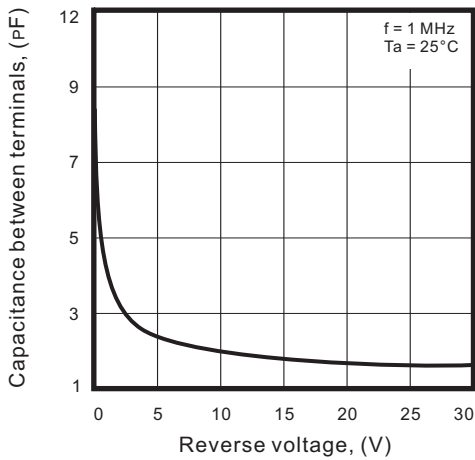


Fig.4 - Current derating curve

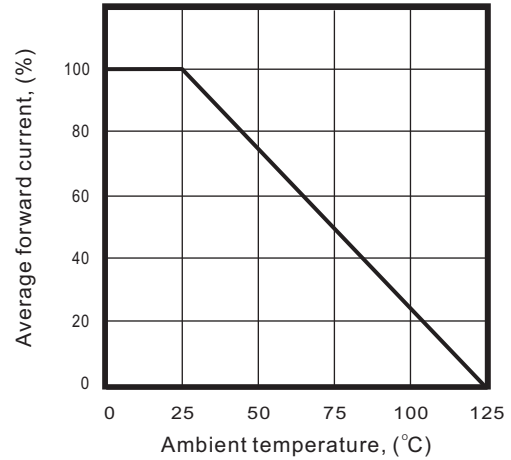


Fig. 5 - VF Dispersion Map




Fig. 6 - IR Dispersion Map

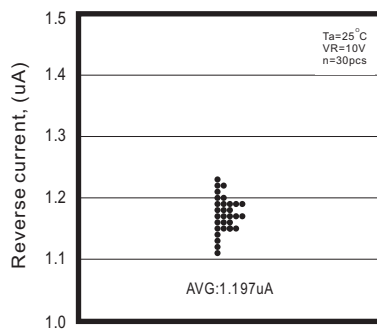
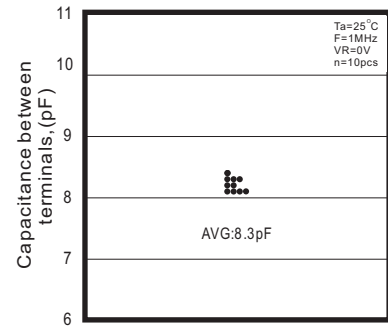
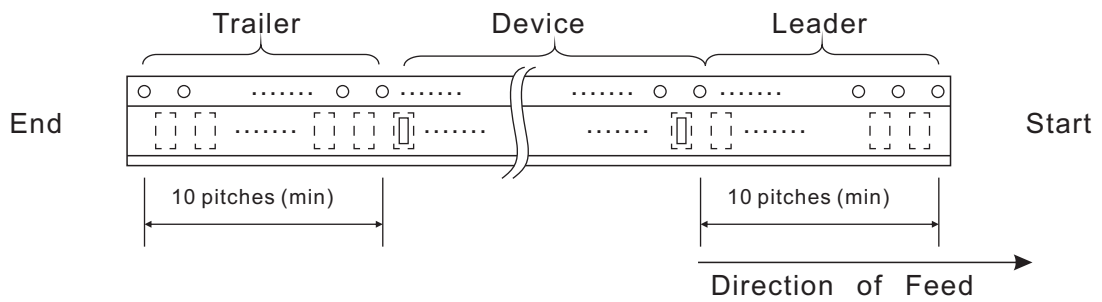
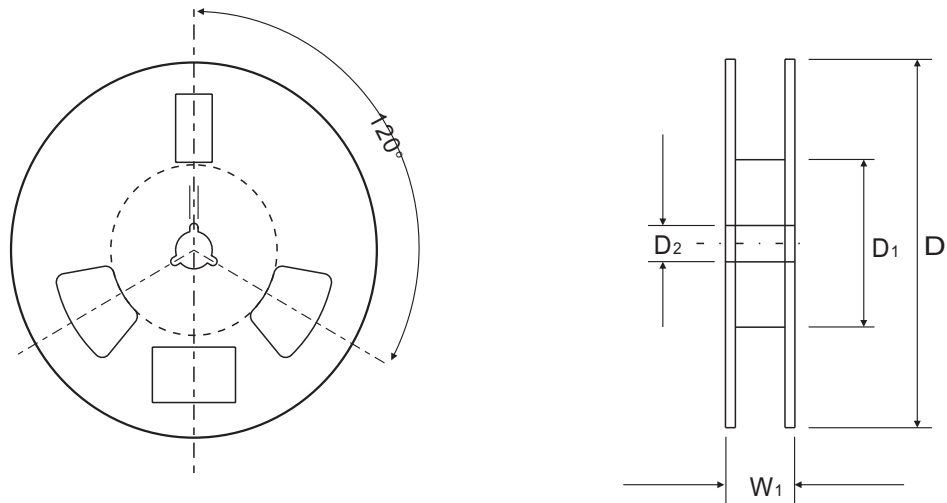
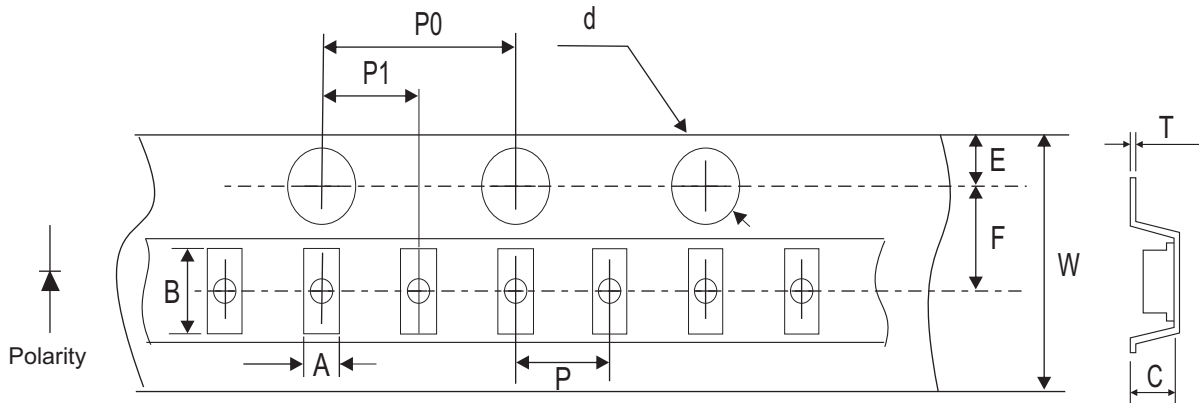


Fig. 7 - CT Dispersion Map



Reel Taping Specification



0201 (DFN0603)	SYMBOL	A	B	C	d	D	D ₁	D ₂
	(mm)	0.39 +0.03/-0.02	0.72 ± 0.03	0.36 ± 0.03	1.50 ± 0.10	178 ± 1.00	54.4 ± 0.40	13.0 ± 0.20
	(inch)	0.015 +0.001/0.001	0.028 ± 0.001	0.014 ± 0.001	0.059 ± 0.004	7.008 ± 0.039	2.142 ± 0.016	0.512 ± 0.008

0201 (DFN0603)	SYMBOL	E	F	P	P ₀	P ₁	T	W	W ₁
	(mm)	1.75 ± 0.10	3.50 ± 0.05	2.00 ± 0.05	4.00 ± 0.05	2.00 ± 0.05	0.23 ± 0.05	8.00 ± 0.10	12.30 ± 0.10
	(inch)	0.069 ± 0.004	0.138 ± 0.002	0.079 ± 0.004	0.157 ± 0.004	0.079 ± 0.004	0.009 ± 0.002	0.315 ± 0.008	0.484 ± 0.004

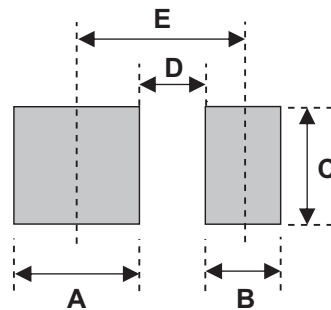
Marking Code

Part Number	Marking Code
CDBZ0130L-HF	L



Suggested PAD Layout

SIZE	0201(DFN0603)	
	(mm)	(inch)
A	0.310	0.122
B	0.200	0.079
C	0.350	0.014
D	0.150	0.006
E	0.365	0.014



Standard Packaging

Case Type	Qty Per Reel	Reel Size
	(Pcs)	(inch)
0201(DFN0603)	8,000	7