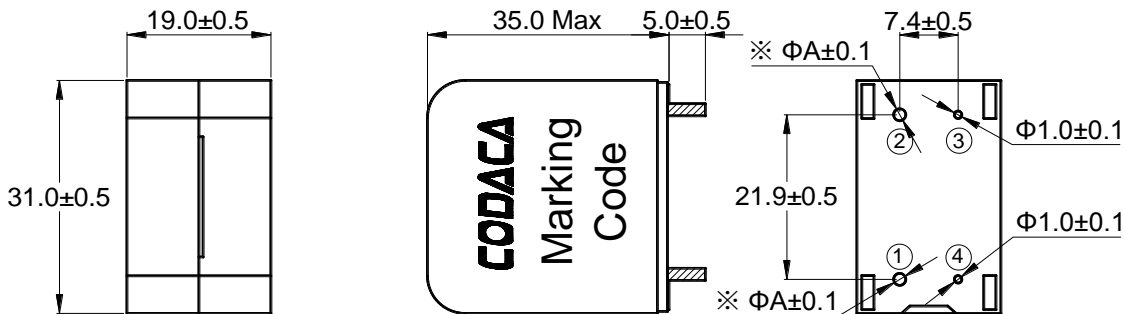


Outline: 产品概要


- Magnetic shielded structure: excellent resistance to electromagnetic interference(EMI)
磁屏蔽结构：抗电磁干扰(EMI)性能强
- Assemblage design, sturdy structure.
组立式设计，结构坚固。
- High inductance, high current, low magnetic loss, low ESR, small parasitic capacitance.
高电感值，大电流，低磁损，低阻抗，寄生电容小。
- High temperature wire, closed magnetic circuit, ultra low buzz noise.
耐高温铜线，磁路闭合，超低蜂鸣噪音。
- Operating temperature : $-40^{\circ}\text{C} \sim +125^{\circ}\text{C}$
(Including coil's temperature rise)
工作温度： $-40^{\circ}\text{C} \sim +125^{\circ}\text{C}$ (包含线圈发热)

1 Appearance and dimensions (mm) 外形尺寸

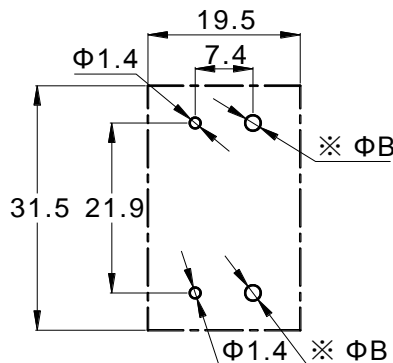


Part No.	5R0 – 8R2	100 – 330
Dimension A	1.80	1.60
Dimension B	2.20	2.00

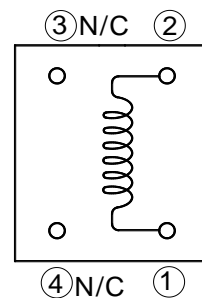
2 Marking 印字标识



3 Reference hole pattern (mm) 参考焊孔尺寸



4 Schematic 原理图



5 Electrical characteristics

电气特性

Part No. 型号	Inductance (μH) 电感值 ※1 ±20%	D.C.R. (mΩ) 直流电阻		Saturation current (A) 饱和电流 ※2 Typical	Temperature rise current (A) 温升电流 ※3 Typical
		Typical	Max		
CPD3119-5R0M	5.00	2.20	3.00	60.0	28.0
CPD3119-5R6M	5.60	2.20	3.00	60.0	28.0
CPD3119-8R2M	8.20	2.50	3.50	55.0	26.0
CPD3119-100M	10.0	4.20	6.30	58.0	17.0
CPD3119-120M	12.0	4.20	6.30	50.0	17.0
CPD3119-150M	15.0	4.20	6.30	41.0	17.0
CPD3119-180M	18.0	4.60	6.90	39.0	15.5
CPD3119-220M	22.0	4.60	6.90	33.0	15.5
CPD3119-330M	33.0	4.60	6.90	22.0	15.5

■ All data is tested based on 25°C ambient temperature.

所有数据基于环境温度 25°C 条件下测试。

※1 Inductance measure condition at 100kHz, 1V.

电感测试条件为 100kHz, 1V。

※2 Saturation current: the actual value of DC current when the inductance decrease 20% of its initial value.

饱和电流: 电感值下降其初始值的 20% 时所加载的实际直流电流值。

※3 Temperature rise current: the actual value of DC current when the temperature rise is $\Delta T 40^{\circ}\text{C}$ ($T_a=25^{\circ}\text{C}$).

温升电流: 使产品温度上升到 $\Delta T 40^{\circ}\text{C}$ 时所加载的实际直流电流值 ($T_a=25^{\circ}\text{C}$)。

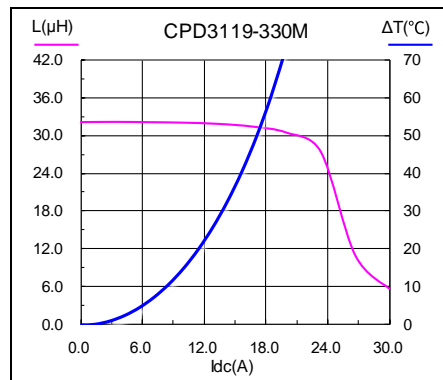
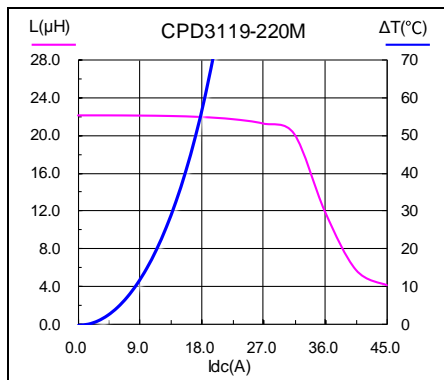
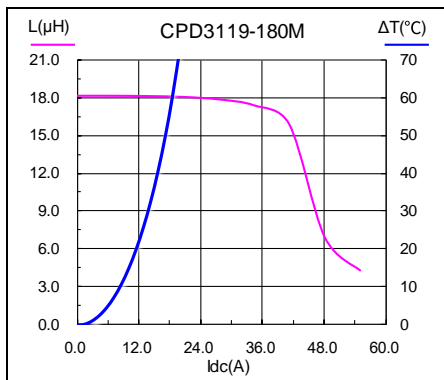
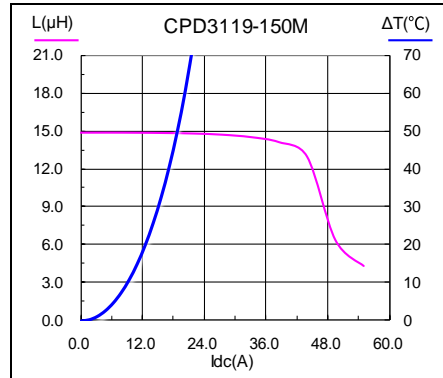
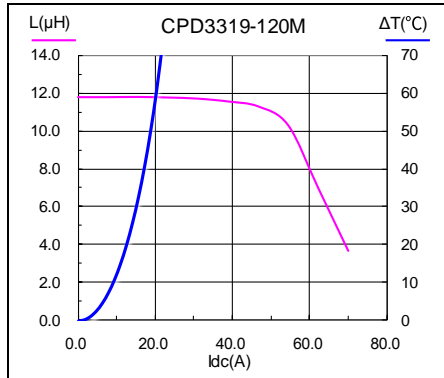
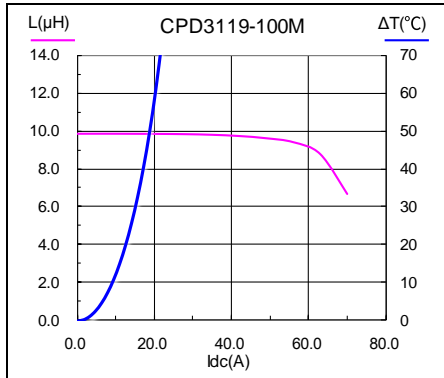
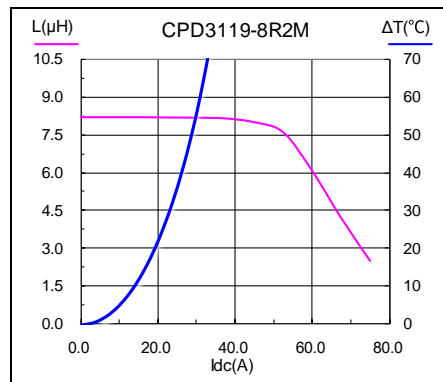
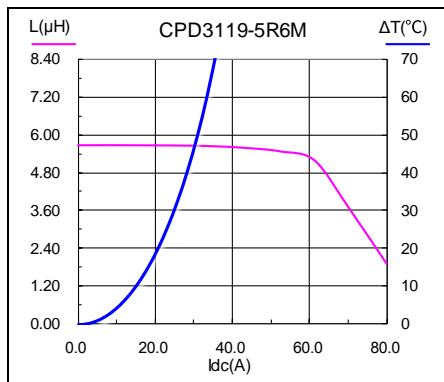
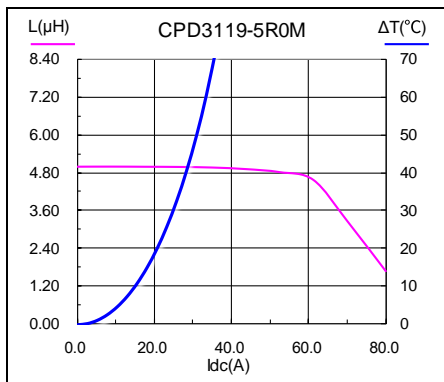
※ Special remind: Circuit design, component placement, PWB size and thickness, cooling system and etc.

all will affect the product temperature. Please verify the product temperature in the final application.

特别提醒: 线路设计, 组件布局, 印刷电路板(PWB)尺寸及厚度, 散热系统等均会影响产品温度。

请务必在最终应用时, 验证产品发热状况。

6 Saturation current VS temperature rise current curve 饱和电流 VS 温升电流曲线

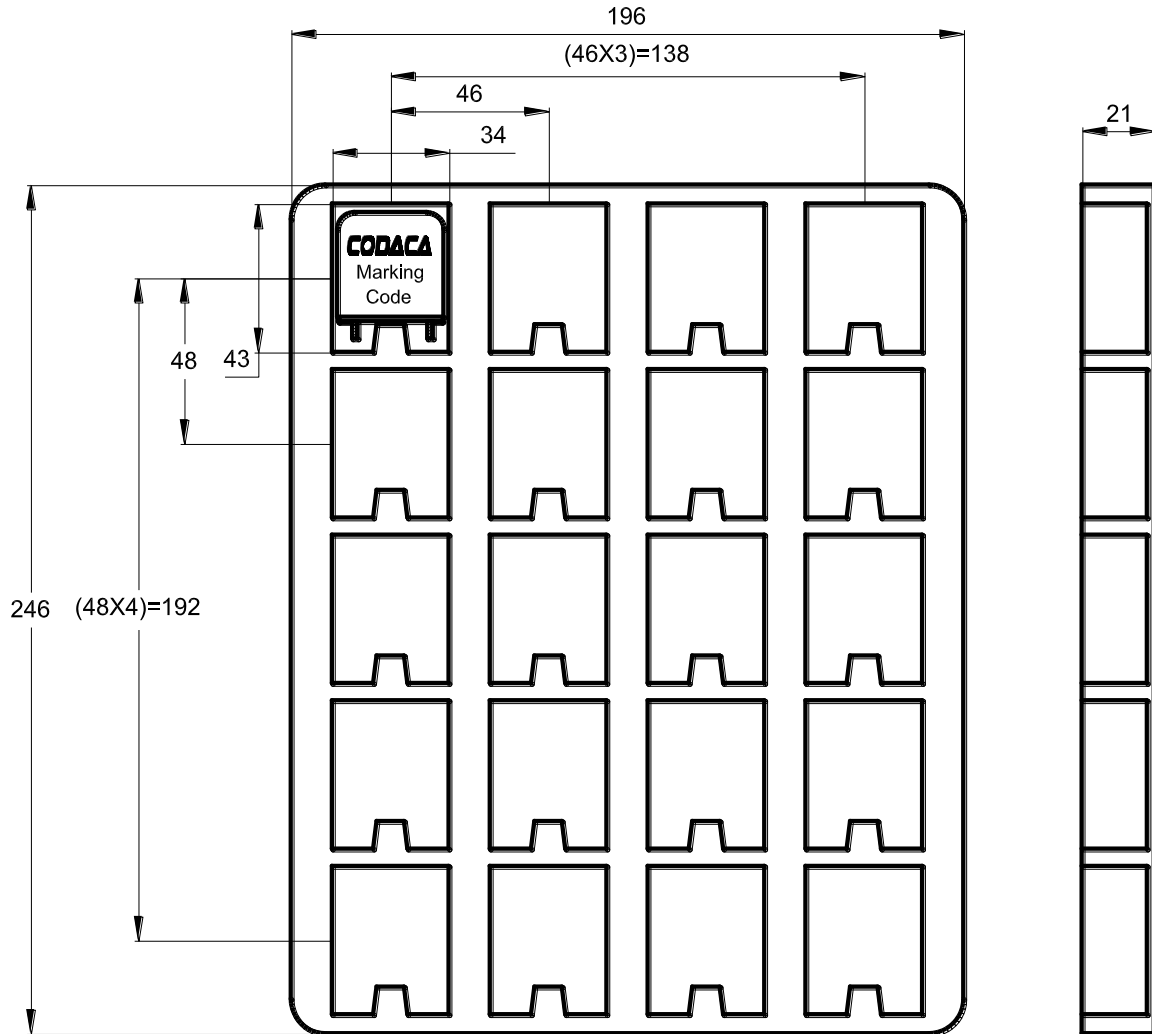


7 Packing specification

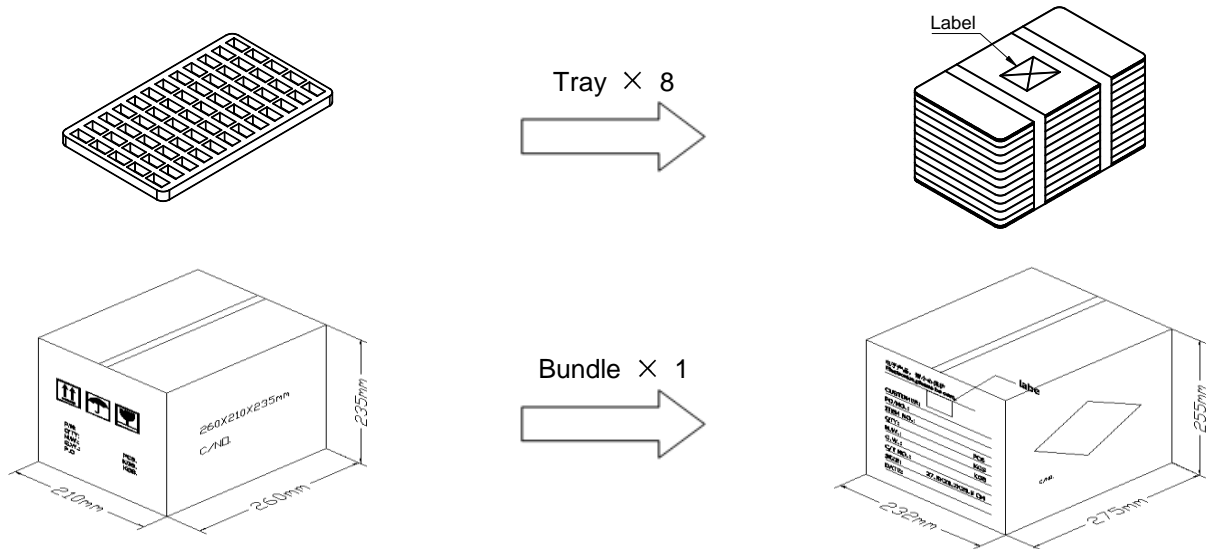
包装规格

7.1 Plastic tray dimensions (mm)

吸塑盘尺寸



7.2 Packing 包装



7.3 Carton dimensions and packing quantity 包装箱尺寸和包装数量

■ Inner Carton : 260×210×235mm
内包装箱

■ Out Carton : 275×232×255mm
外包装箱

Product Series 产品系列	Quantity / Tray 数量 / 盘	Quantity / Bundle 数量 / 捆	Out Carton Quantity 外箱 包装总数量
CPD3119	20pcs	(20×8) = 160pcs	(160×1) = 160pcs

7.4 Label making 标签标识

The following items will be marked on the tray of product label and shipping label.
以下项目将明确标识于产品吸塑盘标签以及运输标签上。

Production Label 产品标签
■ Part No. 产品型号
■ Electrical Information 产品电性信息
■ Quantity 数量
■ Packing No. 包装流水号

Shipping Label 运输标签
■ Customer Name 客户名称
■ Customer Part No. 客户型号
■ Supplier Part No. 供应商型号
■ Supplier Name 供应商名称
■ Country of origin 产品产地