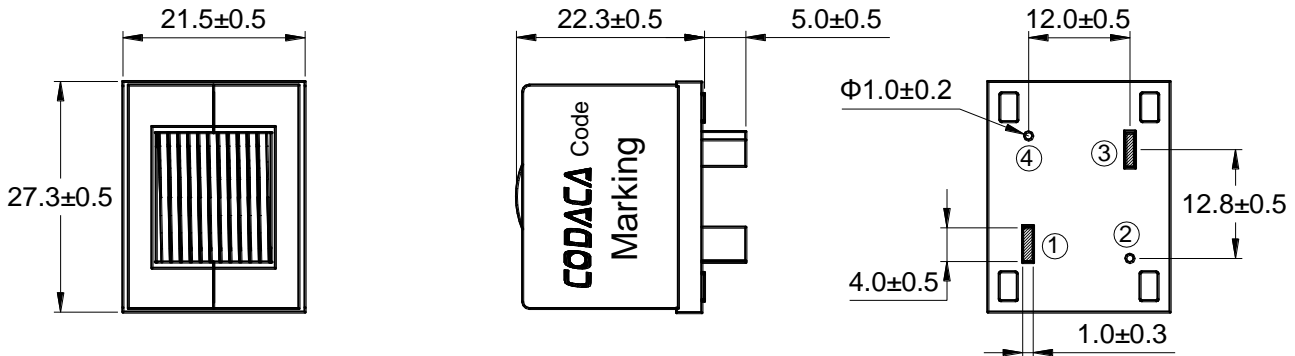





### Outline: 产品概要

- Assemblage design, sturdy structure.  
组立式设计，结构坚固。
- High inductance, high current, low magnetic loss, low ESR, small parasitic capacitance.  
高电感值，大电流，低磁损，低阻抗，寄生电容小。
- Flat wire winding, achieve a low D.C. Resistance.  
扁平线绕组，实现极低的直流电阻。
- Temperature rise current and saturation current is less influenced by environment.  
温升电流及饱和电流受环境条件影响小。
- Operating temperature :  $-40^{\circ}\text{C} \sim +125^{\circ}\text{C}$   
(Including coil's temperature rise)  
工作温度： $-40^{\circ}\text{C} \sim +125^{\circ}\text{C}$  (包含线圈发热)

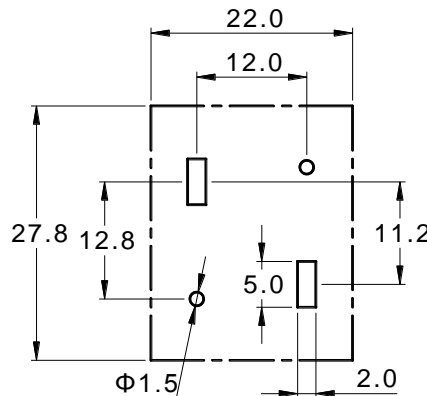
### 1 Appearance and dimensions (mm) 外形尺寸



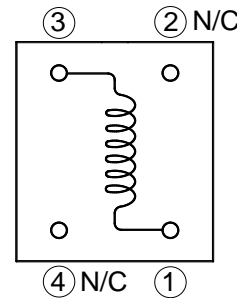
### 2 Marking 印字标识



### 3 Reference hole pattern (mm) 参考焊孔尺寸



### 4 Schematic 原理图



## 5 Electrical characteristics

### 电气特性

Part No. 型号	Inductance (μH) 电感值 ※1 ±20%	D.C.R. (mΩ) 直流电阻		Saturation current (A) 饱和电流 ※2 Typical	Temperature rise current (A) 温升电流 ※3 Typical
		Typical	Max		
CPEX2722-100M	10.0	3.60	4.10	95.0	25.0
CPEX2722-120M	12.0	3.60	4.10	80.0	25.0
CPEX2722-150M	15.0	3.60	4.10	63.0	25.0
CPEX2722-180M	18.0	3.60	4.10	48.0	25.0
CPEX2722-220M	22.0	3.60	4.10	33.0	25.0
CPEX2722-270M	27.0	3.60	4.10	30.0	25.0

■ All data is tested based on 25°C ambient temperature.  
所有数据基于环境温度 25°C条件下测试。

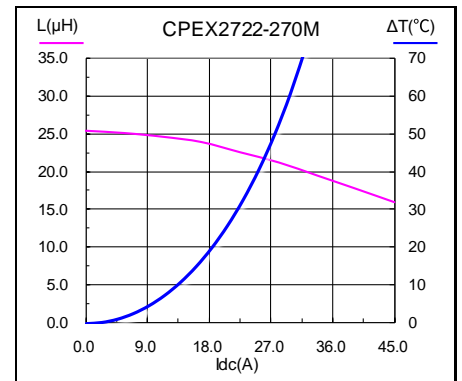
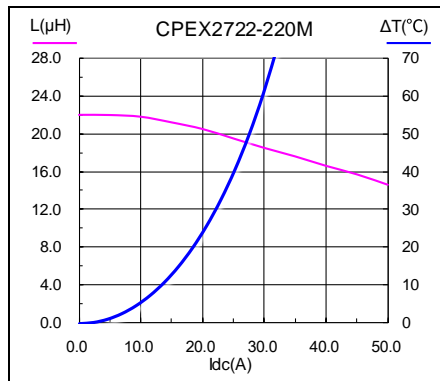
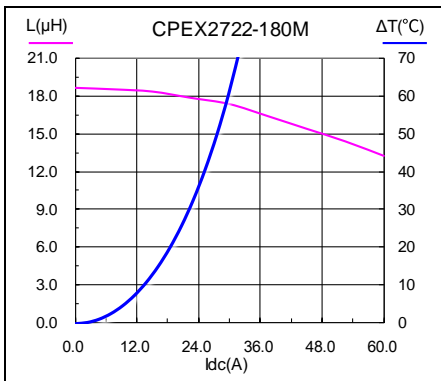
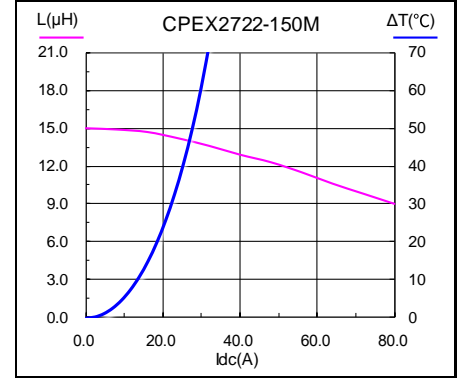
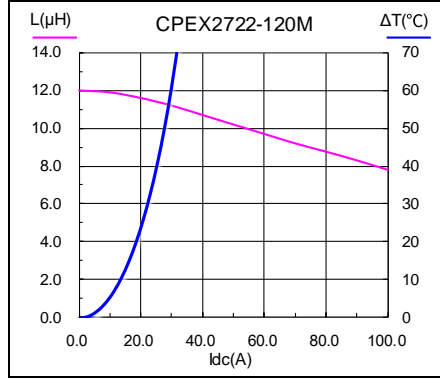
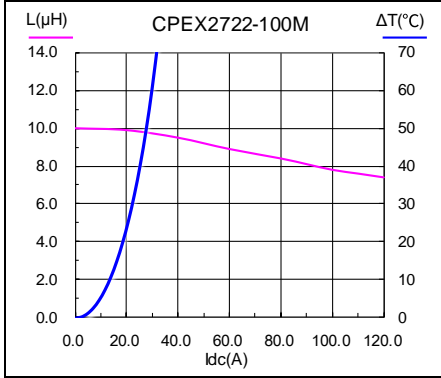
※1 Inductance measure condition at 100kHz, 0.1V.  
电感测试条件为 100kHz, 0.1V。

※2 Saturation current: the actual value of DC current when the inductance decrease 30% of its initial value.  
饱和电流: 电感值下降其初始值的 30%时所加载的实际直流电流值。

※3 Temperature rise current: the actual value of DC current when the temperature rise is ΔT40°C(Ta=25°C).  
温升电流: 使产品温度上升到 ΔT40°C时所加载的实际直流电流值(Ta=25°C)。

※ Special remind: Circuit design, component placement, PWB size and thickness, cooling system and etc. all will affect the product temperature. Please verify the product temperature in the final application.  
特别提醒: 线路设计, 组件布局, 印刷线路板(PWB)尺寸及厚度, 散热系统等均会影响产品温度。  
请务必在最终应用时, 验证产品发热状况。

## 6 Saturation current VS temperature rise current curve 饱和电流 VS 温升电流曲线

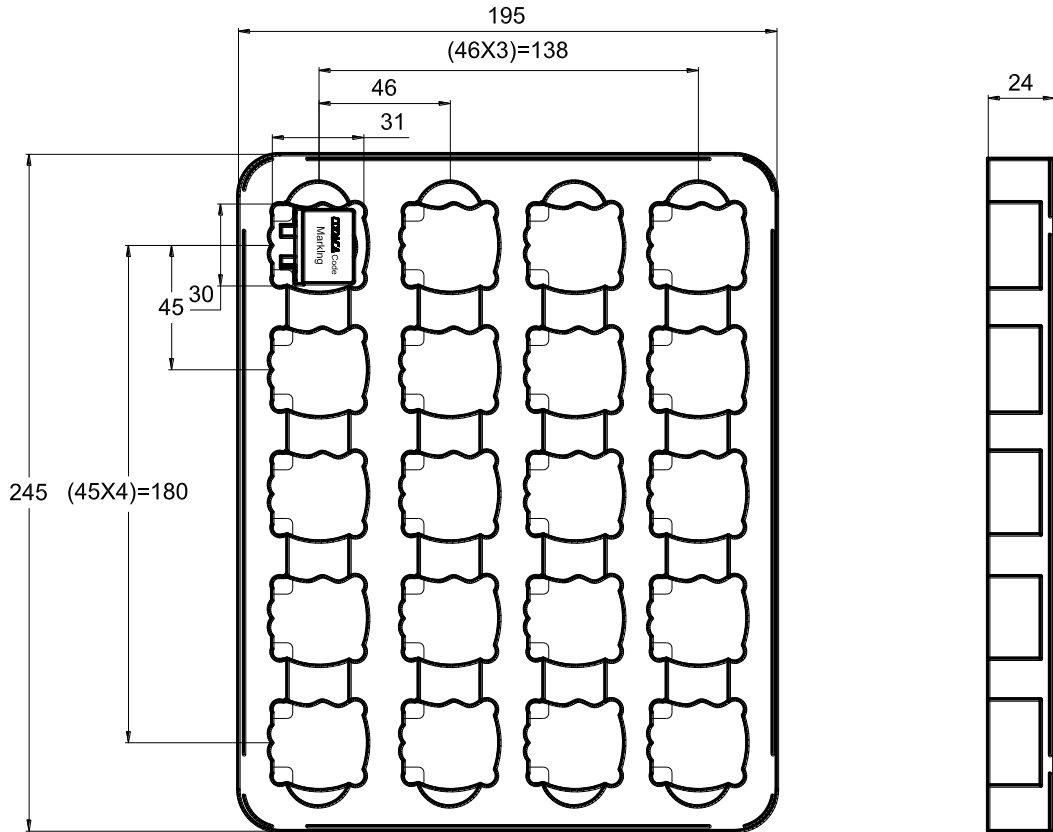


**7 Packing specification**

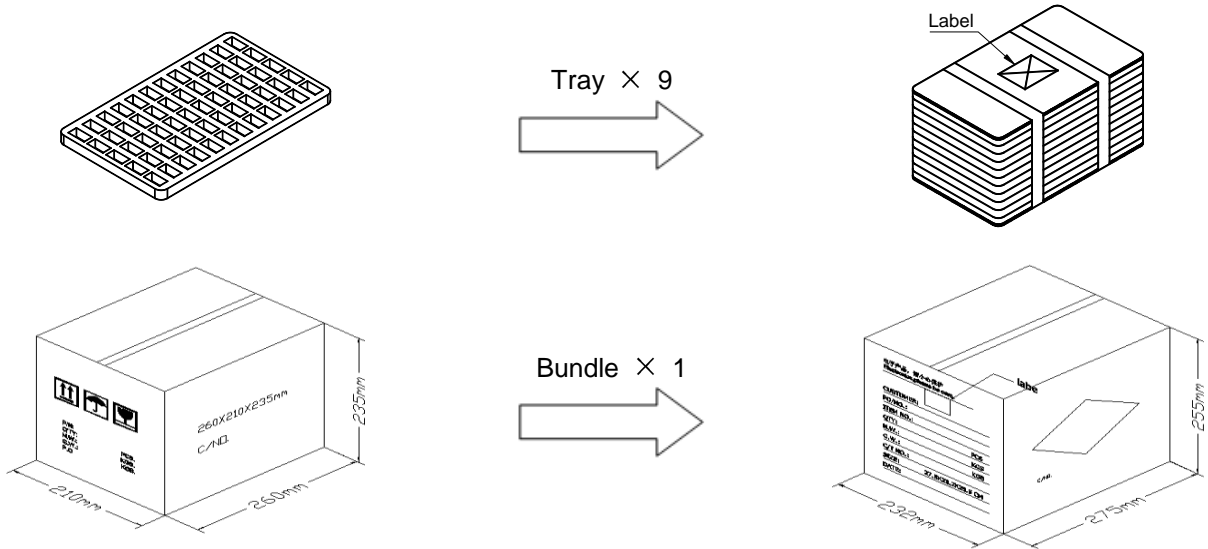
**包装规格**

**7.1 Plastic tray dimensions (mm)**

**吸塑盘尺寸**



## 7.2 Packing 包装



## 7.3 Carton dimensions and packing quantity 包装箱尺寸和包装数量

■ Inner Carton : 260×210×235mm  
内包装箱

■ Out Carton : 275×232×255mm  
外包装箱

Product Series 产品系列	Quantity / Tray 数量 / 盘	Quantity / Bundle 数量 / 捆	Out Carton Quantity 外箱 包装总数量
CPEX2722	20pcs	(20×9) = 180pcs	(180×1) = 180pcs

## 7.4 Label making 标签标识

The following items will be marked on the tray of product label and shipping label.  
以下项目将明确标识于产品吸塑盘标签以及运输标签上。

Production Label 产品标签
■ Part No. 产品型号
■ Electrical Information 产品电性信息
■ Quantity 数量
■ Packing No. 包装流水号

Shipping Label 运输标签
■ Customer Name 客户名称
■ Customer Part No. 客户型号
■ Supplier Part No. 供应商型号
■ Supplier Name 供应商名称
■ Country of origin 产品产地