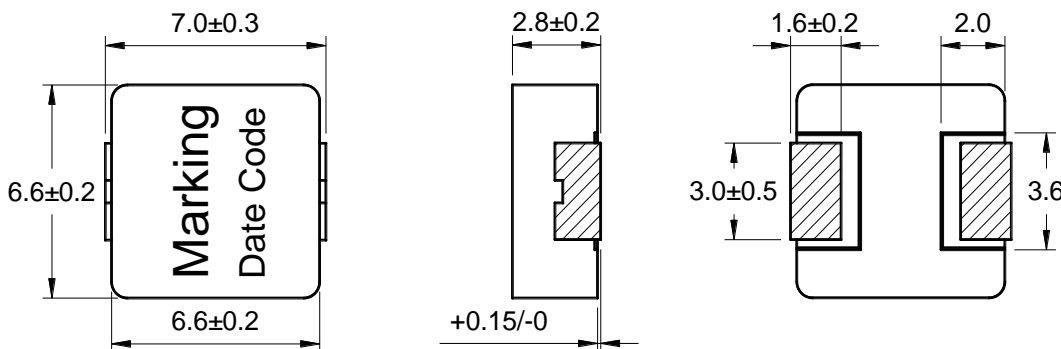


Outline: 产品概要

- Magnetic shielded structure: excellent resistance to electro magnetic interference(EMI).
磁屏蔽结构：抗电磁干扰(EMI)性能强。
- A composite structure, ultra low buzz noise.
一体成型结构，超低蜂鸣噪音。
- Low loss, high efficiency, wide application frequency.
低损耗，高效率，应用频率宽。
- Lightweight design, save space, suitable for high density SMT.
轻薄型设计，节省空间，适合高密度贴装。
- Die-casting by low loss alloy powder: low impedance, small parasitic capacitance.
低损耗合金粉末压铸：低阻抗，寄生电容小。
- Operating temperature : $-40^{\circ}\text{C} \sim +125^{\circ}\text{C}$ (Including coil's temperature rise)
工作温度： $-40^{\circ}\text{C} \sim +125^{\circ}\text{C}$ (包含线圈发热)

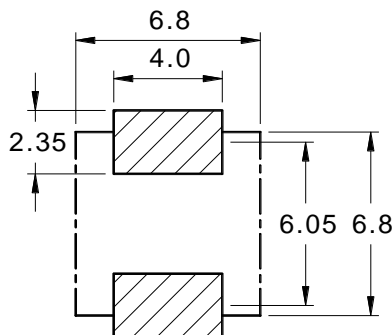
1 Appearance and dimensions (mm) 外形尺寸



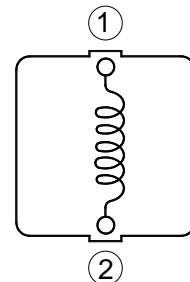
2 Marking 印字标识



3 Reference land pattern (mm) 参考基板尺寸



4 Schematic 原理图



5 Electrical characteristics

电气特性

Part No. 品名	Inductance (μH) 电感值 ※1 ±20%	D.C.R. (mΩ) 直流电阻		Saturation current (A) 饱和电流 ※2 Typical	Temperature rise current (A) 温升电流 ※3 Typical
		Typical	Max		
CSAB0730-R10M	0.10	0.66	1.70	60.0	40.0
CSAB0730-R15M	0.15	1.65	2.00	40.0	26.0
CSAB0730-R22M	0.22	2.35	3.00	34.0	21.5
CSAB0730-R33M	0.33	2.60	3.50	27.5	20.5
CSAB0730-R47M	0.47	3.20	4.10	20.0	18.5
CSAB0730-R56M	0.56	4.00	4.50	20.0	16.5
CSAB0730-R68M	0.68	4.20	5.30	19.5	16.1
CSAB0730-R82M	0.82	5.00	6.00	16.0	14.7
CSAB0730-1R0M	1.00	6.70	7.40	15.5	12.7
CSAB0730-1R5M	1.50	9.20	12.1	14.0	10.9
CSAB0730-2R2M	2.20	13.2	15.0	11.5	9.10
CSAB0730-2R7M	2.70	15.8	18.0	9.50	8.30
CSAB0730-3R3M	3.30	17.9	22.0	9.50	7.80
CSAB0730-4R7M	4.70	36.8	40.0	9.50	5.50
CSAB0730-5R6M	5.60	38.4	42.0	6.00	5.30
CSAB0730-6R8M	6.80	45.3	48.0	6.00	4.90
CSAB0730-8R2M	8.20	53.2	65.0	6.00	4.50
CSAB0730-100M	10.0	60.6	75.0	5.50	4.20
CSAB0730-150M	15.0	97.5	115.0	4.50	3.30
CSAB0730-220M	22.0	168	200	3.50	2.50
CSAB0730-330M	33.0	209	253	2.50	2.20

■ All data is tested based on 25°C ambient temperature.

所有数据基于环境温度 25°C 条件下测试。

※1 Inductance measure condition at 100kHz, 1V.

电感测试条件为 100kHz, 1V。

※2 Saturation current: the actual value of DC current when the inductance decrease 30% of its initial value.

饱和电流: 电感值下降其初始值的 30% 时所加载的实际直流电流值。

※3 Temperature rise current: the actual value of DC current when the temperature rise is $\Delta T 40^{\circ}\text{C}$ ($T_a=25^{\circ}\text{C}$).

温升电流: 使产品温度上升到 $\Delta T 40^{\circ}\text{C}$ 时所加载的实际直流电流值 ($T_a=25^{\circ}\text{C}$)。

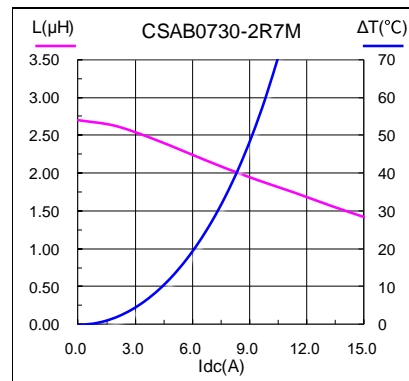
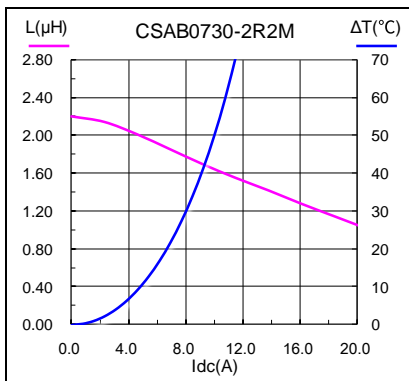
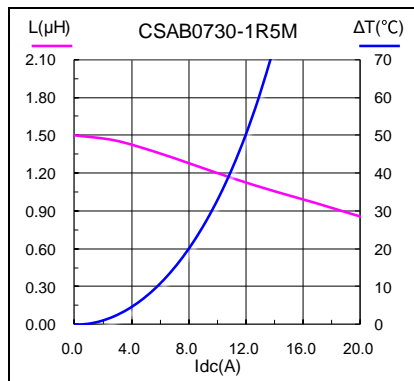
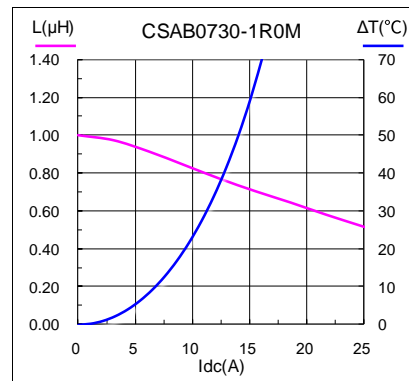
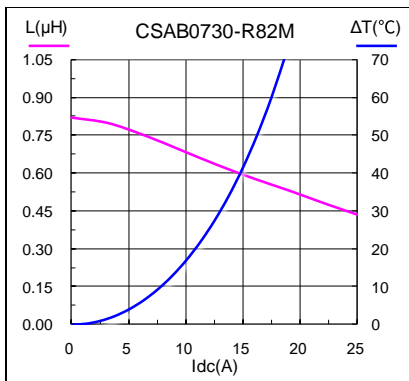
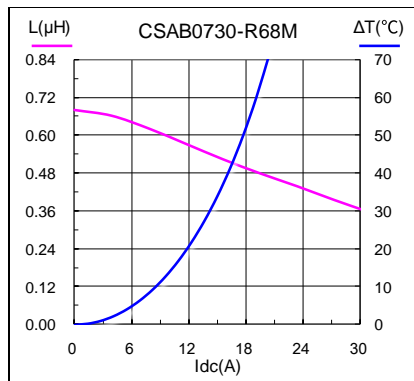
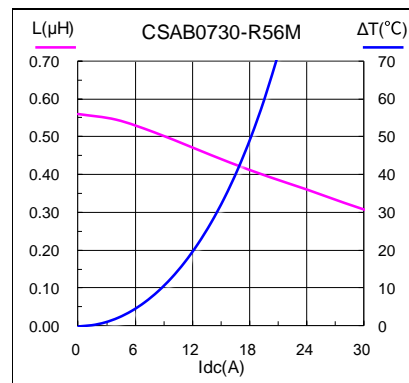
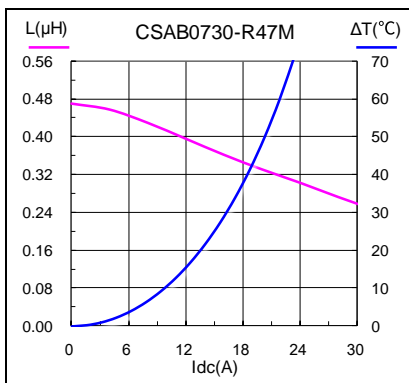
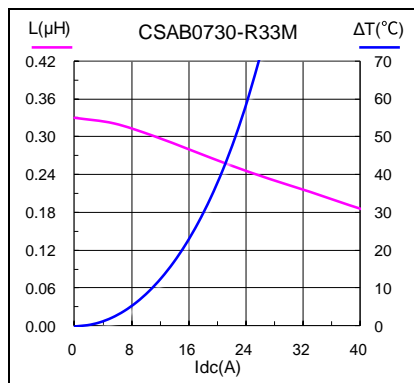
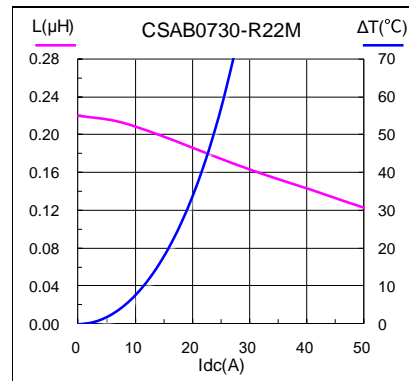
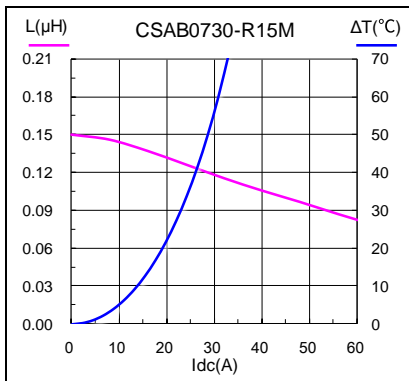
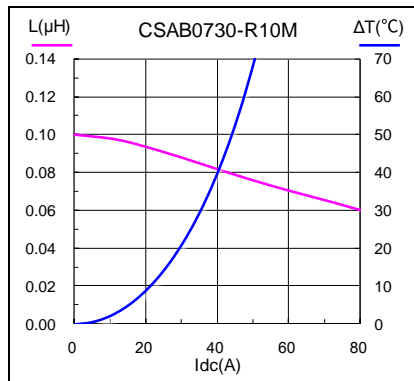
※ Special remind: Circuit design, component placement, PWB size and thickness, cooling system and etc.

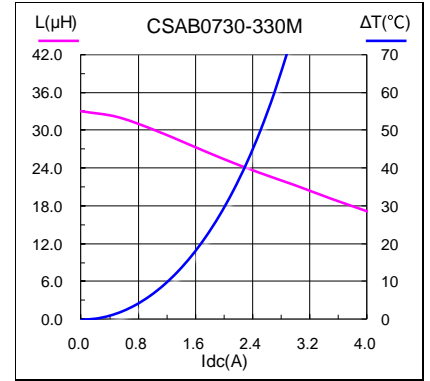
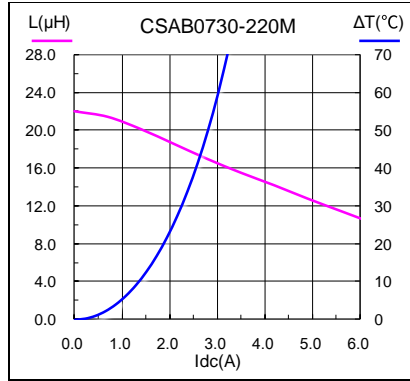
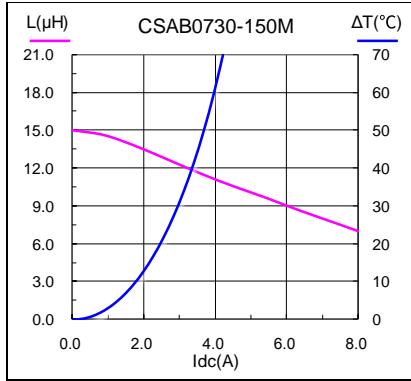
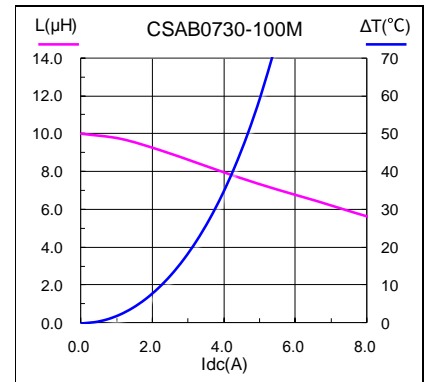
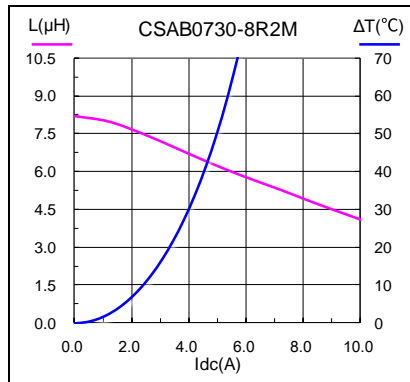
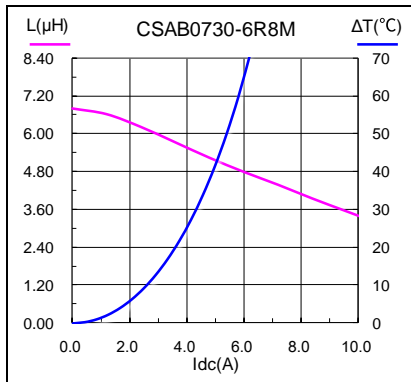
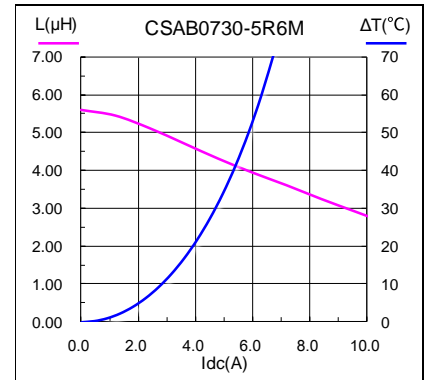
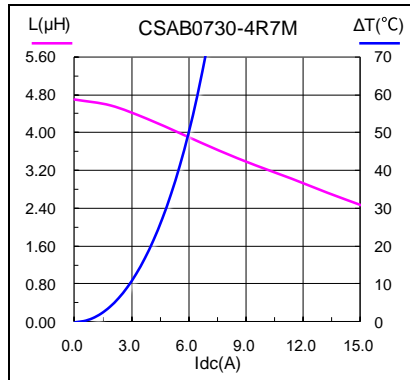
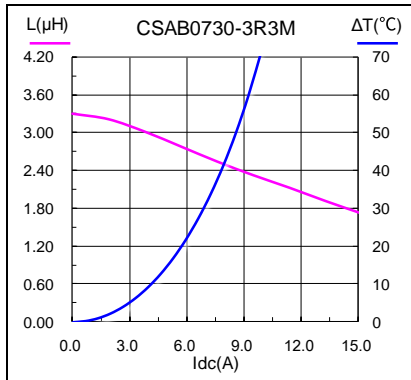
all will affect the product temperature. Please verify the product temperature in the final application.

特别提醒: 线路设计, 组件布局, 印刷电路板(PWB)尺寸及厚度, 散热系统等均会影响产品温度。

请务必在最终应用时, 验证产品发热状况。

6 Saturation current VS temperature rise current curve 饱和电流 VS 温升电流曲线



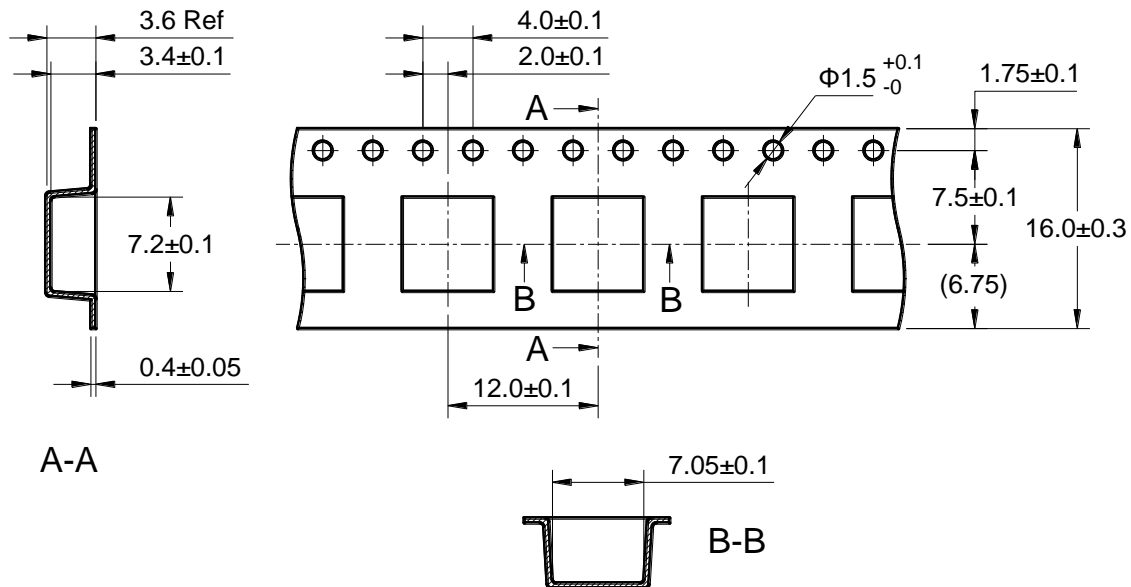


7 Packing specification

包装规格

7.1 Carrier tape dimensions (mm)

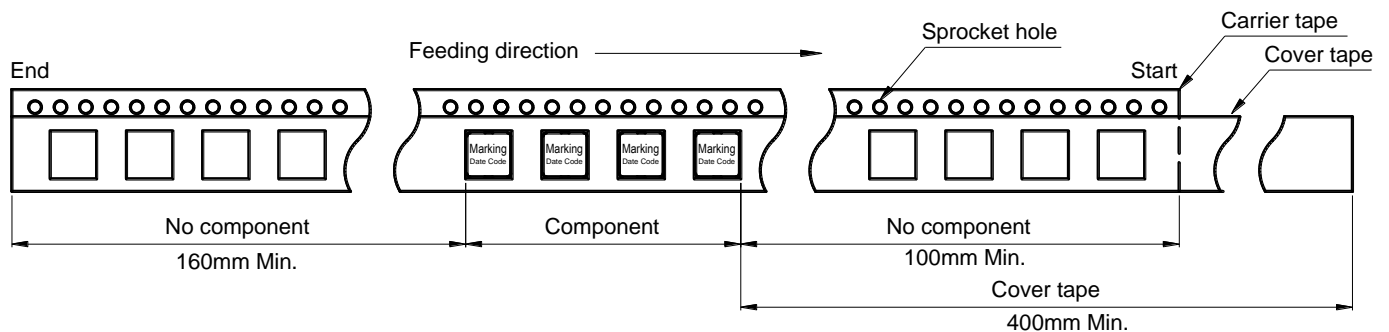
载带尺寸



※ Packing is referred to the international standard IEC 60286-3.
包装参照国际标准 IEC 60286-3。

7.2 Tape direction

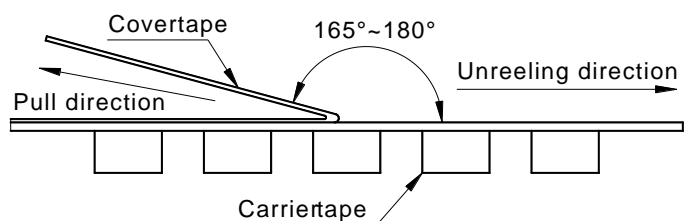
捆包方向



7.3 Cover tape peel off condition

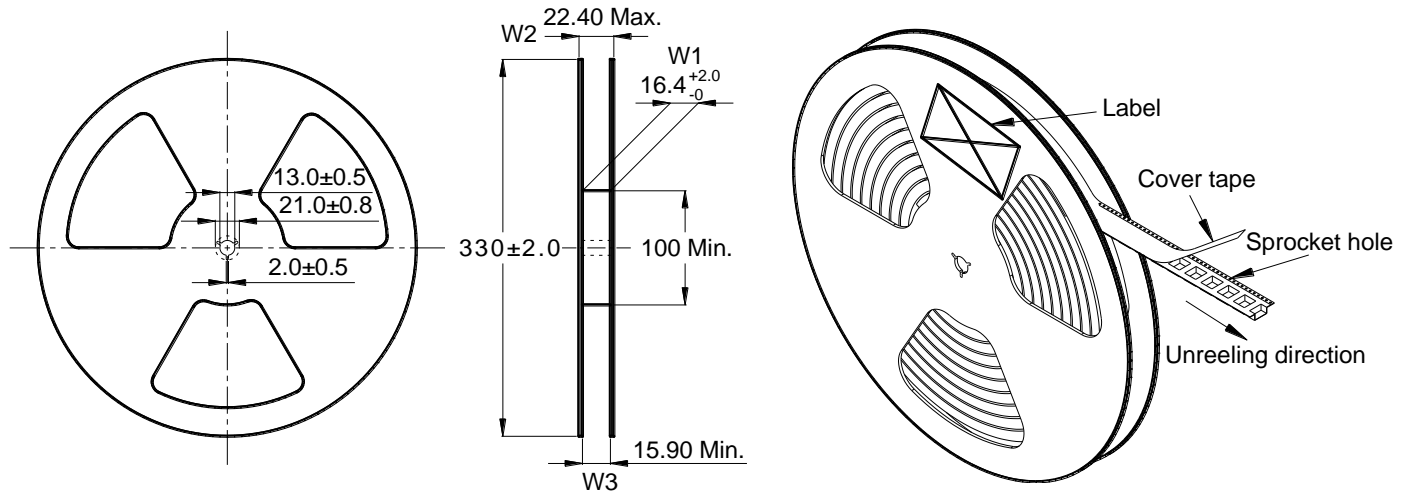
盖带剥离条件

- Cover tape peel force shall be 0.1 to 1.3N.
盖带剥离力度为 0.1~1.3N。
- Reference peel speed 300±10mm/min.
参考剥离速度 300±10mm/分钟。



7.4 Reel dimensions (mm)

卷盘尺寸



7.5 Carton dimensions and packing quantity

包装箱尺寸和包装数量

■ Inner Carton: 340×340×95mm
内包装盒

■ Out Carton : 355×355×385mm
外包装箱

Product Series 产品系列	Quantity / Reel 数量 / 卷	Inner Carton Quantity 内盒 包装数量	Out Carton Quantity 外箱 包装总数量
CSAB0730	1000pcs	(1000×3) = 3000pcs	(3000×3) = 9000pcs

7.6 Label making

标签标识

The following items will be marked on the reel of product label and shipping label.
以下项目将明确标识于产品卷盘标签以及运输标签上。

Production Label 产品标签
■ Part No. 产品型号
■ Electrical Information 产品电性信息
■ Quantity 数量
■ Packing No. 包装流水号

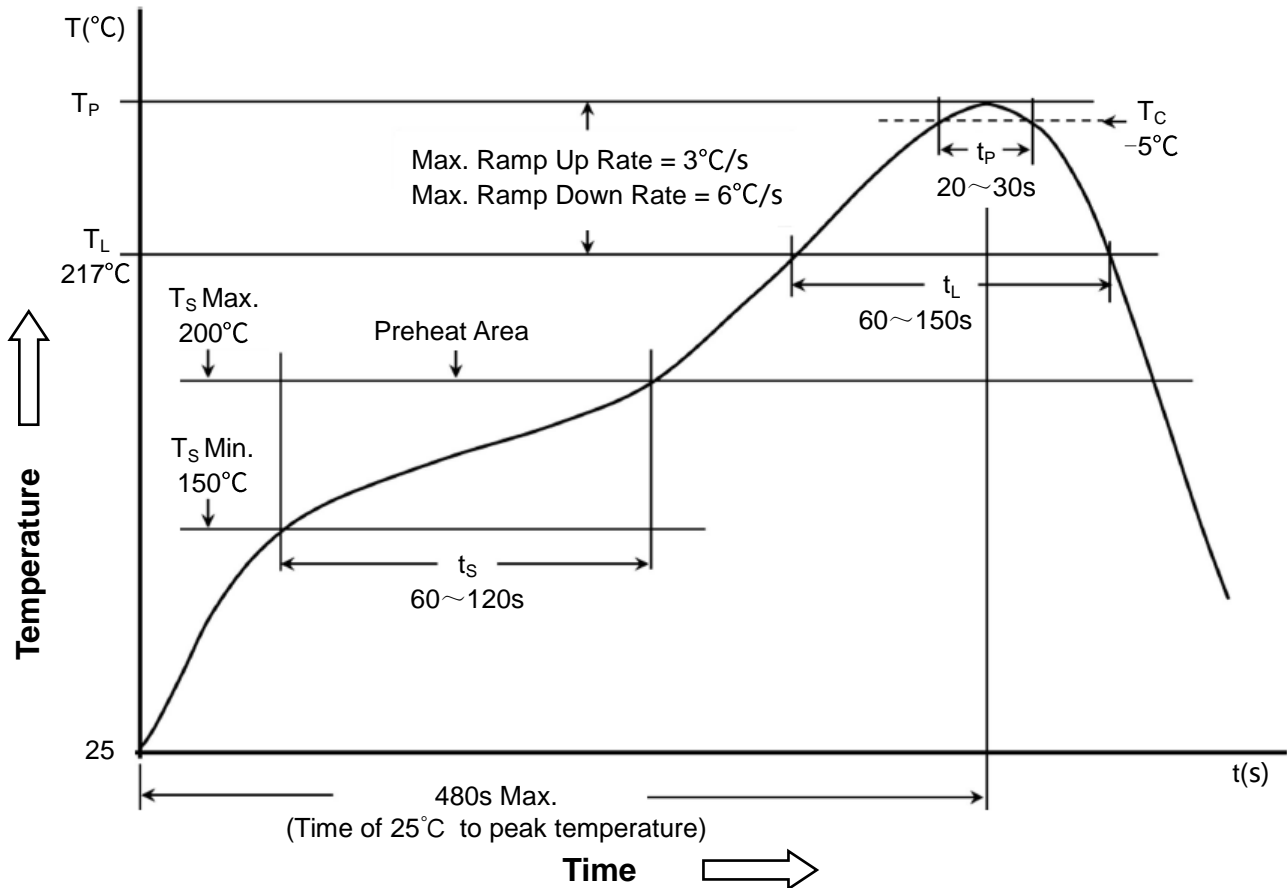
Shipping Label 运输标签
■ Customer Name 客户名称
■ Customer Part No. 客户型号
■ Supplier Part No. 供应商型号
■ Supplier Name 供应商名称
■ Country of origin 产品产地

8 Soldering specification

焊接规格

8.1 Reflow profile for SMT components

SMT 回流焊温度曲线



8.2 Classification of peak package body temperature (T_P)

封装体峰值温度(T_P)分类

	Package Thickness 封装厚度	Package Volume 封装体积		
		<350 mm ³	350~2000 mm ³	>2000 mm ³
PB-Free Assembly 无铅装配	<1.6mm	260°C	260°C	260°C
	1.6~2.5mm	260°C	250°C	245°C
	≥2.5mm	250°C	245°C	245°C

※ Reflow is referred to standard IPC/JEDEC J-STD-020D.
回流焊参照标准 IPC/JEDEC J-STD-020D。