CODACA科达嘉

High Current Power Inductor - CSCF2915 Series

Outline:
产品概要

- Assemblage design, sturdy structure.
  组立式设计，结构坚固。
- High inductance, high current, low magnetic loss, low ESR, small parasitic capacitance.
  高电感值，大电流，低磁损，低阻抗，寄生电容小。
- Flat wire winding, achieve a low D.C. Resistance.
  扁平线绕组，实现极低的直流电阻。
- Temperature rise current and saturation current is less influenced by environment.
  温升电流及饱和电流受环境条件影响小。
- Operating temperature : -40℃ ～ +125℃ (Including coil's temperature rise)
  工作温度：-40℃ ～ +125℃ (包含线圈发热)

1 Appearance and dimensions (mm)
外形尺寸

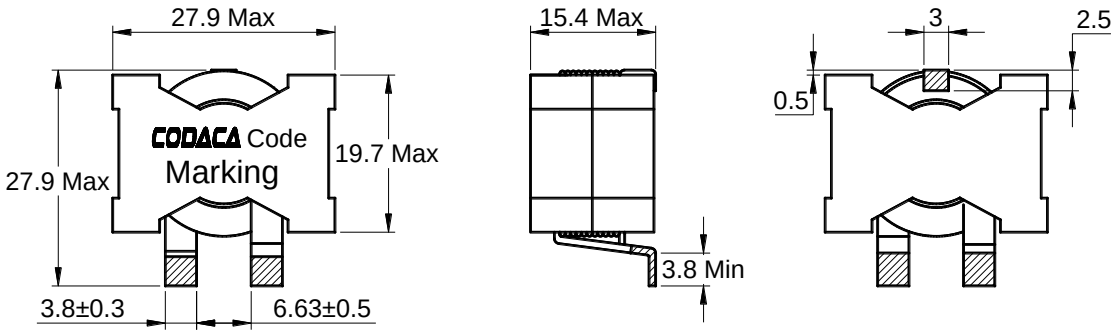

2 Marking
印字标识

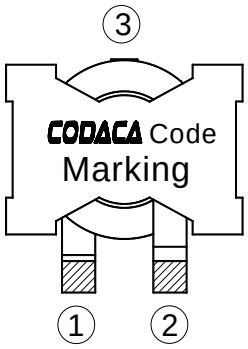

3 Reference land pattern (mm)
参考基板尺寸

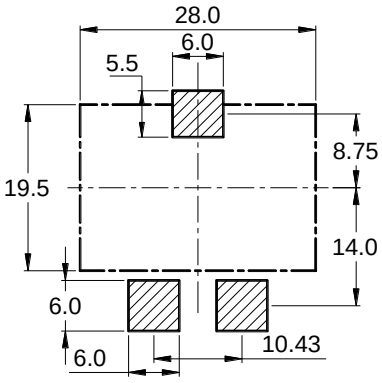

4 Schematic
原理图

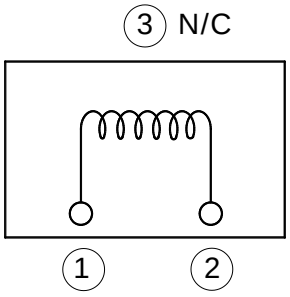

深圳市科达嘉电子有限公司
SHENZHEN CODACA ELECTRONIC CO., LTD

Tel: +86 755 89585372 Fax: +86 755 89585280
E-mail: codaca@codaca.com.cn
http://www.codaca.com http://www.codaca.com.cn

5 Electrical characteristics
电气特性

Part No. 型 号	Inductance (μH) 电感值 ※1 ±20%	D.C.R. (mΩ) 直流电阻 Typical	D.C.R. (mΩ) 直流电阻 Max	Saturation current (A) 饱和电流 ※2 Typical	Temperature rise current (A) 温升电流 ※3 Typical
CSCF2915-1R5MC	1.50	1.60	1.76	100	30.0
CSCF2915-2R2MC	2.20	1.60	1.76	84.0	30.0
CSCF2915-3R3MC	3.30	1.60	1.76	54.0	30.0
CSCF2915-4R7MC	4.70	1.60	1.76	36.9	30.0
CSCF2915-6R8MC	6.80	1.60	1.76	26.0	30.0
CSCF2915-100MC	10.0	1.60	1.76	16.2	30.0
CSCF2915-150MC	15.0	1.60	1.76	9.80	30.0
CSCF2915-220MC	22.0	1.60	1.76	6.00	30.0
CSCF2915-330MC	33.0	1.60	1.76	2.60	30.0

■ All data is tested based on 25℃ ambient temperature.
所有数据基于环境温度 25℃条件下测试。

※1 Inductance measure condition at 100kHz, 0.1V.
电感测试条件为 100kHz, 0.1V。

※2 Saturation current：the actual value of DC current when the inductance decrease 20% of its initial value.
饱和电流：电感值下降其初始值的 20%时所加载的实际直流电流值。

※3 Temperature rise current：the actual value of DC current when the temperature rise is ΔT40℃(Ta=25℃).
温升电流：使产品温度上升到 ΔT40℃时所加载的实际直流电流值(Ta=25℃)。

※ Special remind：Circuit design, component placement, PWB size and thickness, cooling system and etc. all will affect the product temperature. Please verify the product temperature in the final application.
特别提醒：线路设计，组件布局，印刷线路板(PWB)尺寸及厚度，散热系统等均会影响产品温度。
请务必在最终应用时，验证产品发热状况。

6 Saturation current VS temperature rise current curve
饱和电流 VS 温升电流曲线

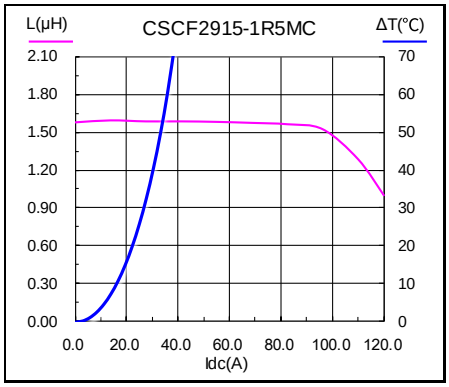

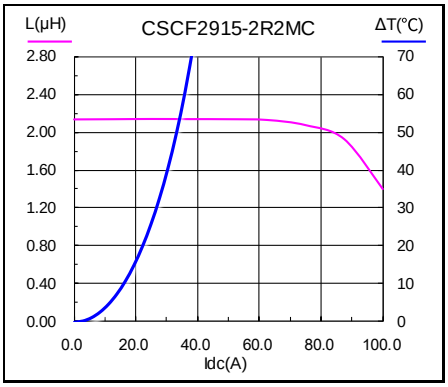

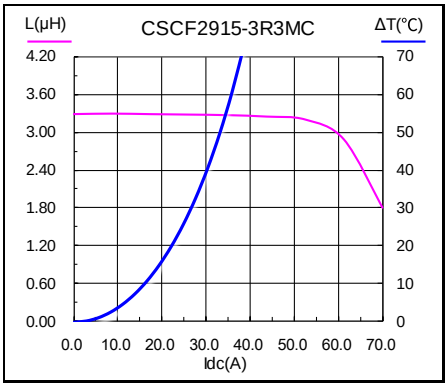

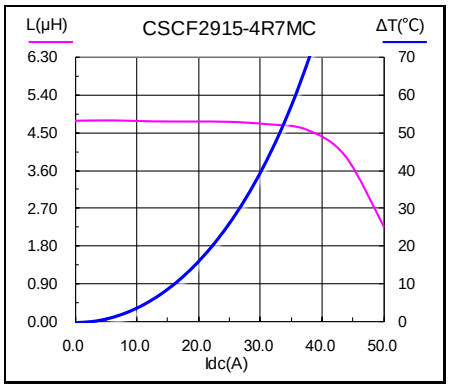

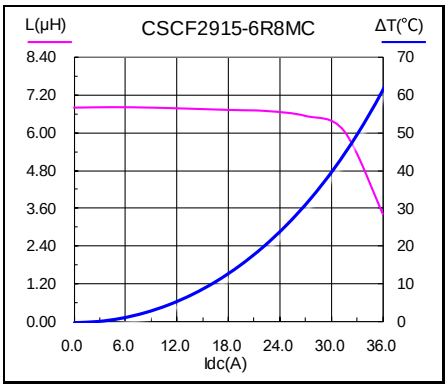

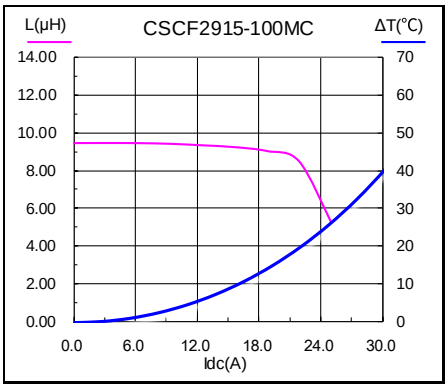

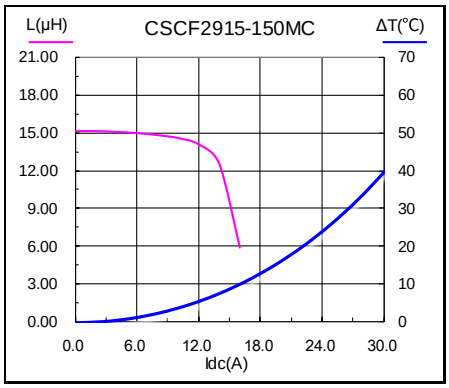

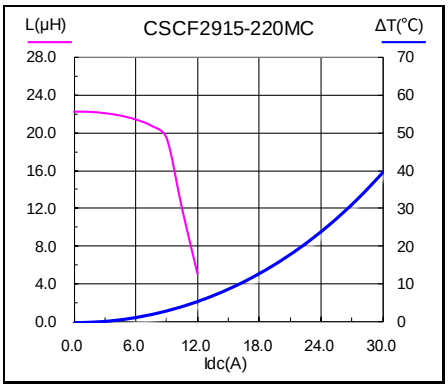

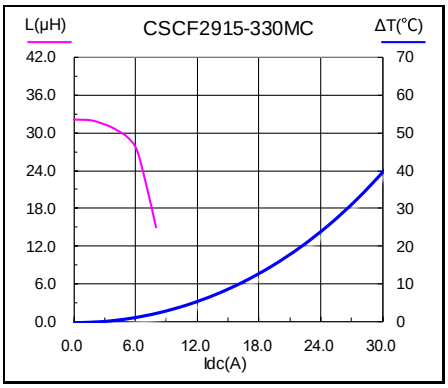

7 Packing specification
包装规格

7.1 Plastic tray dimensions (mm)
吸塑盘尺寸

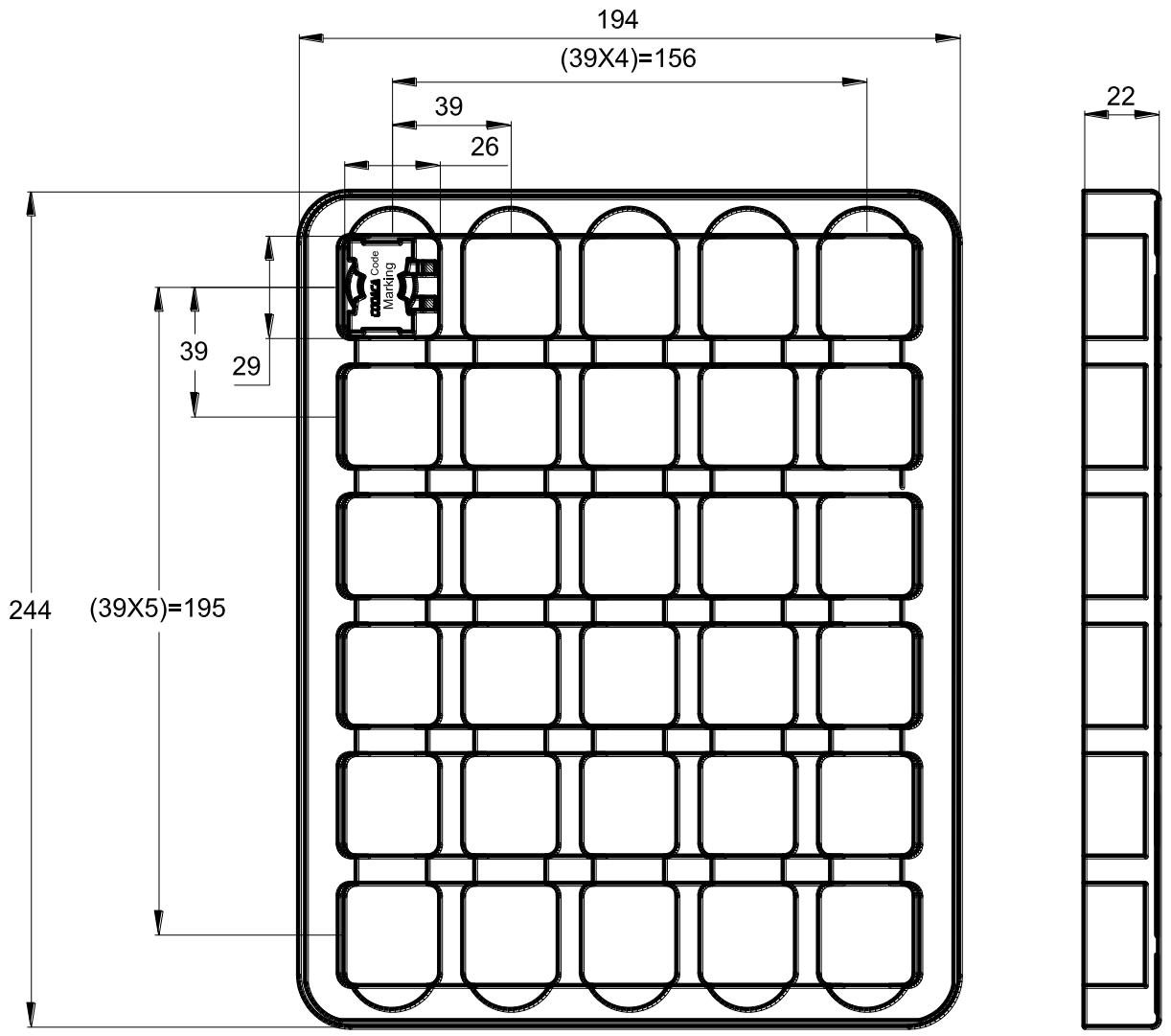

7.2 Packing
包装

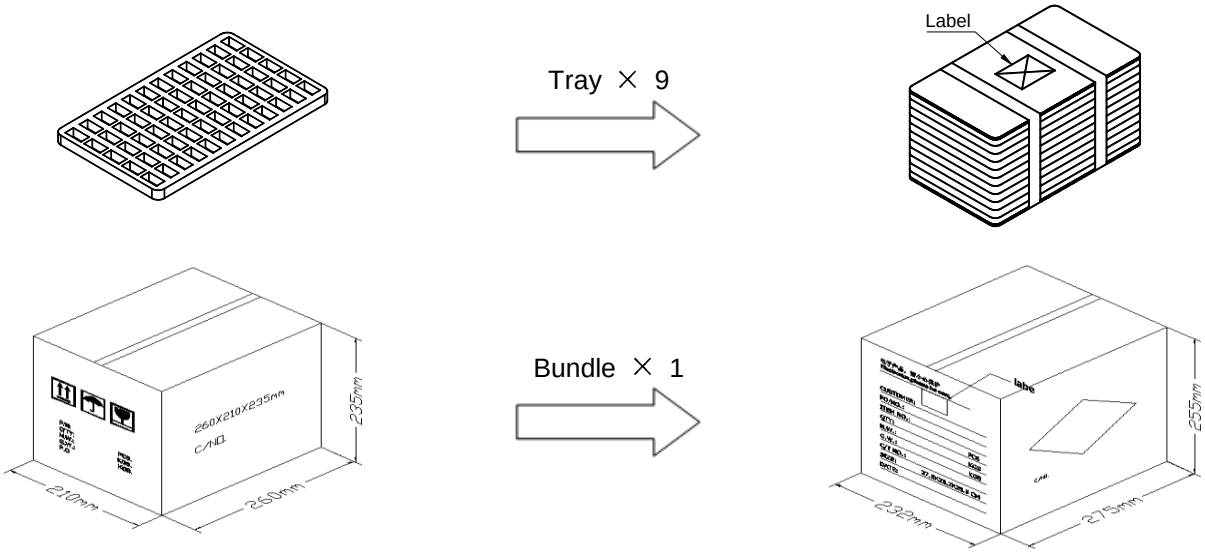

7.3 Carton dimensions and packing quantity
包装箱尺寸和包装数量

■ Inner Carton ： 260×210×235mm
内包装箱

■ Out Carton ： 275×232×255mm
外包装箱

Product Series 产品系列	Quantity / Tray 数量 / 盘	Quantity / Bundle 数量 / 捆	Out Carton Quantity 外箱 包装总数量
CSCF2915	30pcs	(30×9) = 270pcs	(270×1) = 270pcs

7.4 Label making
标签标识

The following items will be marked on the tray of product label and shipping label.
以下项目将明确标识于产品吸塑盘标签以及运输标签上。

Production Label
产品标签

■ Part No.
产品型号
■ Electrical Information
产品电性信息
■ Quantity
数 量
■ Packing No.
包装流水号

Shipping Label
运输标签

■ Customer Name
客户名称
■ Customer Part No.
客户型号
■ Supplier Part No.
供应商型号
■ Supplier Name
供应商名称
■ Country of origin
产品产地

8 Soldering specification
焊接规格

8.1 Reflow profile for SMT components
SMT 回流焊温度曲线

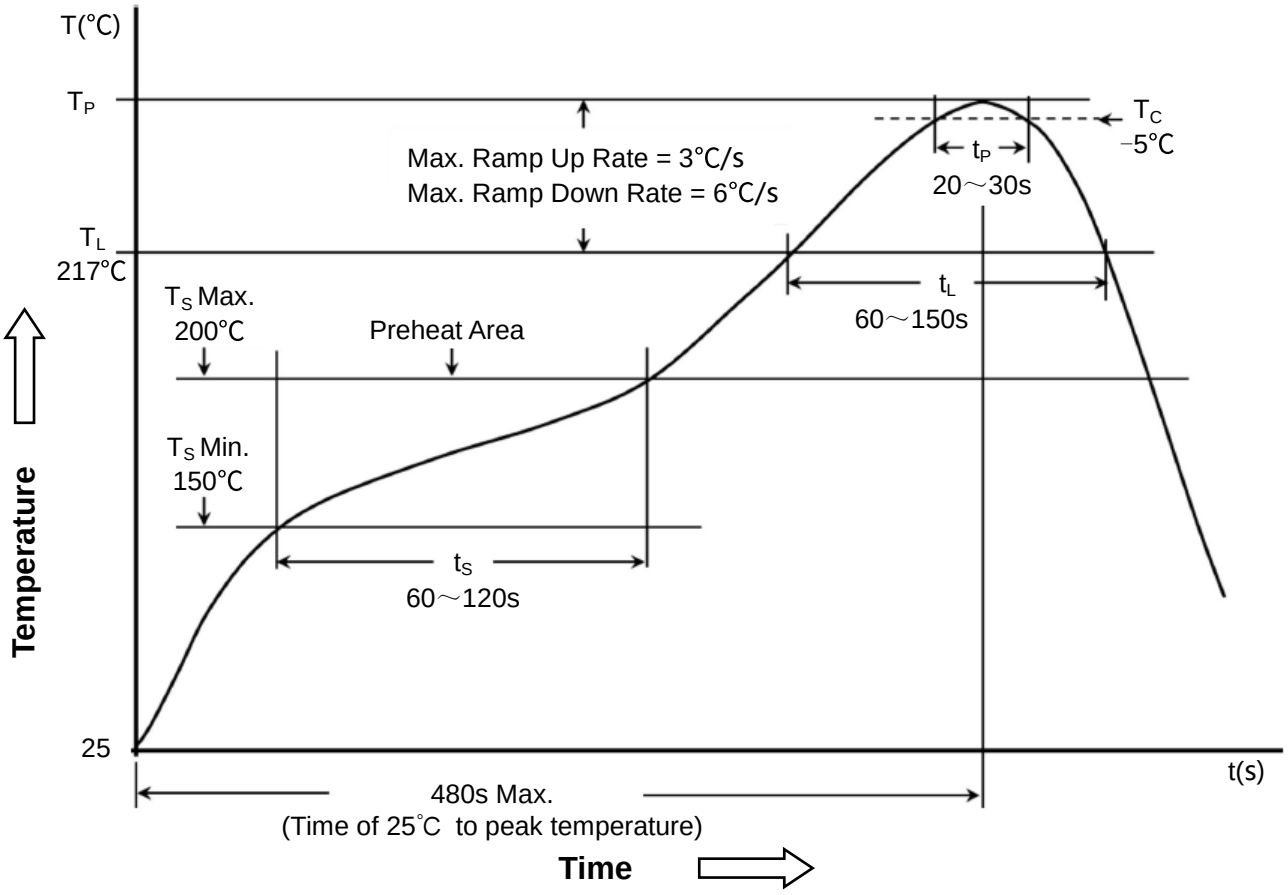

8.2 Classification of peak package body temperature (T_P)
封装体峰值温度(T_P)分类

	Package Thickness 封装厚度	Package Volume 封装体积		
		<350 mm^3	350～2000 mm^3	>2000 mm^3
PB-Free Assembly 无铅装配	<1.6mm	260°C	260°C	260°C
	1.6～2.5mm	260°C	250°C	245°C
	≥2.5mm	250°C	245°C	245°C

※ Reflow is referred to standard IPC/JEDEC J-STD-020D.
回流焊参照标准 IPC/JEDEC J-STD-020D。