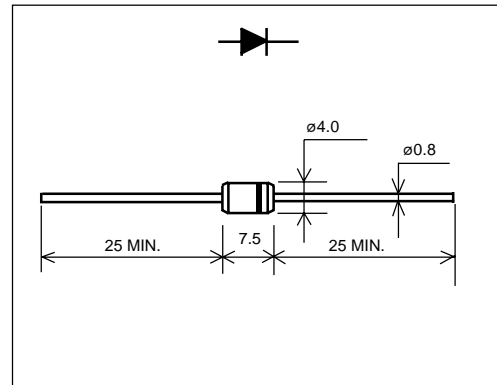


# ERB81-004 (2.0A)

(40V / 2.0A)

## SCHOTTKY BARRIER DIODE

### ■ Outline drawings, mm



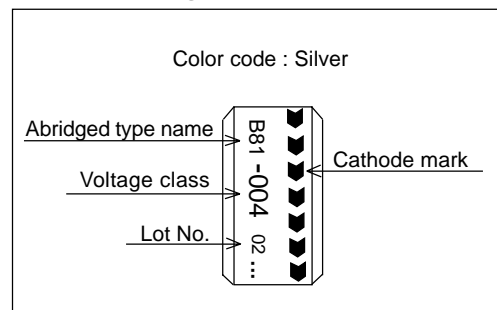
### ■ Features

- Low  $V_F$
- Super high speed switching
- High reliability by planer design

### ■ Applications

- High speed switching

### ■ Marking



### ■ Maximum ratings and characteristics

- Absolute maximum ratings

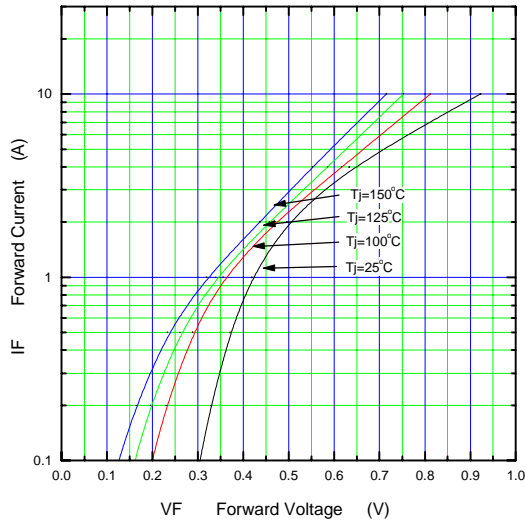
Item	Symbol	Conditions	Rating	Unit
Repetitive peak reverse voltage	$V_{RRM}$		40	V
Average forward current	$I_{F(AV)}$	Resistive load $T_I=130^{\circ}\text{C}$	2.0	A
Surge current	$I_{FSM}$	Sine wave 10ms	100	A
Operating junction temperature	$T_j$		-40 to +150	$^{\circ}\text{C}$
Storage temperature	$T_{stg}$		-40 to +150	$^{\circ}\text{C}$

- Electrical characteristics ( $T_a=25^{\circ}\text{C}$  Unless otherwise specified)

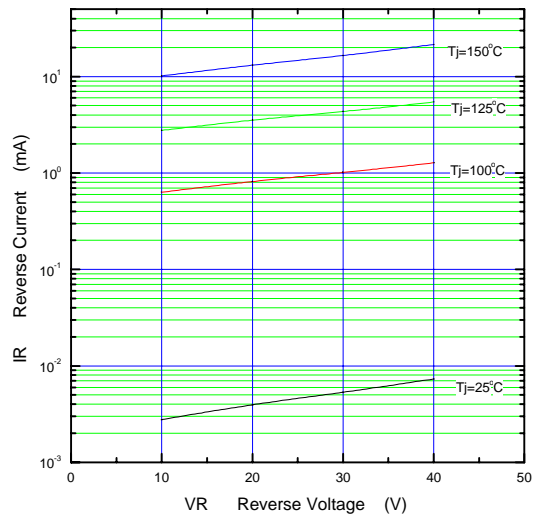
Item	Symbol	Conditions	Max.	Unit
Forward voltage drop	$V_{FM}$	$I_{FM}=2.0\text{A}$	0.55	V
Reverse current	$I_{RRM}$	$V_R=V_{RRM}$	5.0	mA

■ Characteristics

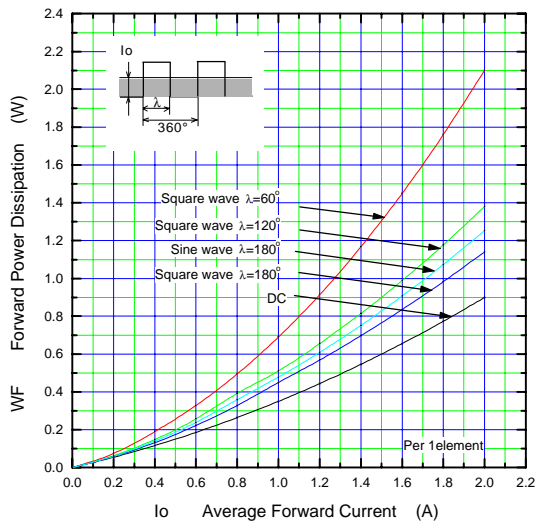
Forward Characteristic (typ.)



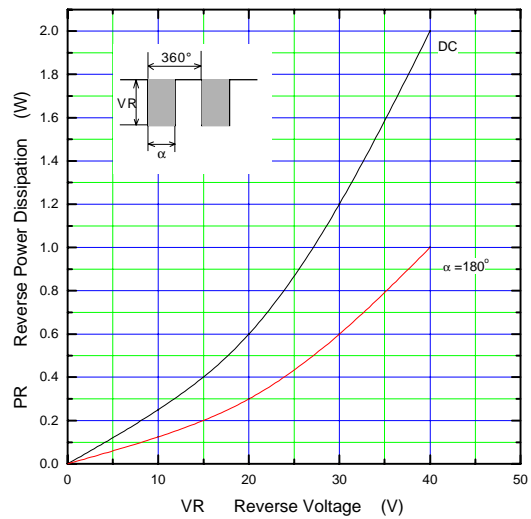
Reverse Characteristic (typ.)



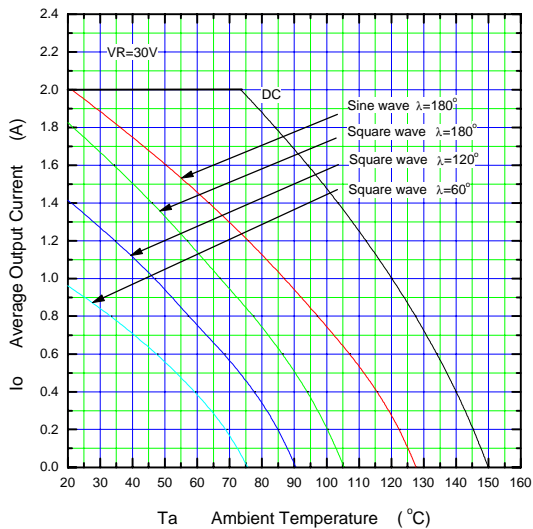
Forward Power Dissipation



Reverse Power Dissipation



Current Derating (Io-Ta)



Current Derating (Io-Tl)

