

Silicon Power Schottky Diode

$V_{RRM} = 20\text{ V} - 40\text{ V}$

$I_{F(AV)} = 40\text{ A}$

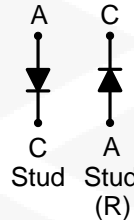
Features

- High Surge Capability
- Types from 20 V to 40V V_{RRM}
- Not ESD Sensitive

Note:

1. Standard polarity: Stud is cathode.
2. Reverse polarity (R): Stud is anode.
3. Stud is base.

DO-5 Package



Maximum ratings, at $T_j = 25\text{ }^\circ\text{C}$, unless otherwise specified ("R" devices have leads reversed)

Parameter	Symbol	Conditions	1N5832 (R)	1N5833 (R)	1N5834 (R)	Unit
Repetitive peak reverse voltage	V_{RRM}		20	30	40	V
RMS reverse voltage	V_{RMS}		14	21	28	V
DC blocking voltage	V_{DC}		20	30	40	V
Operating temperature	T_j		-55 to 150	-55 to 150	-55 to 150	$^\circ\text{C}$
Storage temperature	T_{stg}		-55 to 150	-55 to 150	-55 to 150	$^\circ\text{C}$

Electrical characteristics, at $T_j = 25\text{ }^\circ\text{C}$, unless otherwise specified

Parameter	Symbol	Conditions	1N5832 (R)	1N5833 (R)	1N5834 (R)	Unit
Average forward current (per pkg)	$I_{F(AV)}$	$T_C = 125\text{ }^\circ\text{C}$	40	40	40	A
Peak forward surge current (per leg)	I_{FSM}	$t_p = 8.3\text{ ms}$, half sine	800	800	800	A
Maximum instantaneous forward voltage (per leg)	V_F	$I_F = 40\text{ A}$, $T_j = 25\text{ }^\circ\text{C}$	0.70	0.70	0.70	V
Maximum instantaneous reverse current at rated DC blocking voltage (per leg)	I_R	$T_j = 25\text{ }^\circ\text{C}$	1	1	1	mA
		$T_j = 100\text{ }^\circ\text{C}$	10	10	10	
		$T_j = 150\text{ }^\circ\text{C}$	20	20	20	

Thermal characteristics

Maximum thermal resistance, junction - case (per leg)	$R_{\theta JC}$		1.45	1.45	1.45	$^\circ\text{C/W}$
Mounting torque	Inch ponds (in-pb)		30	30	30	

Figure .1- Typical Forward Characteristic

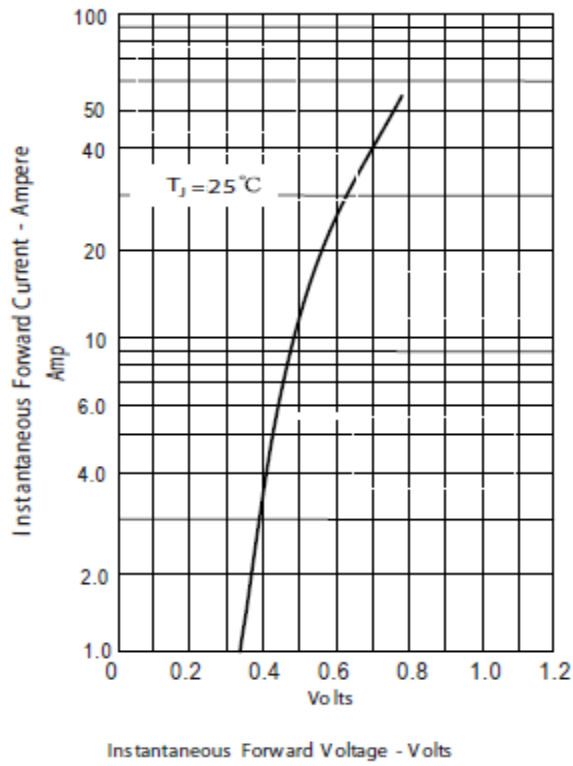


Figure .2- Forward Derating Curve

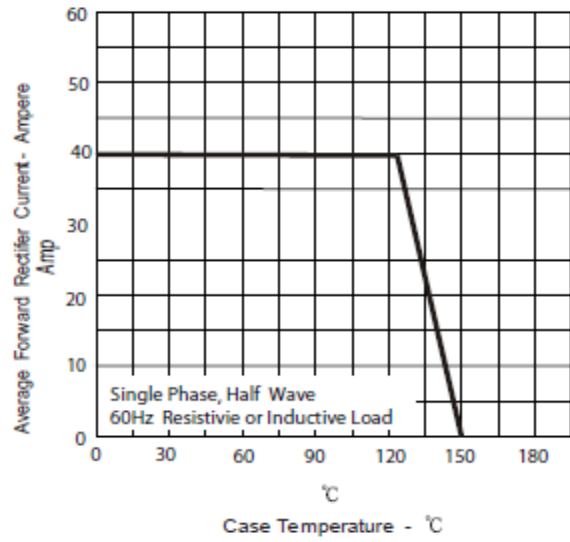


Figure .4- Typical Reverse Characteristics

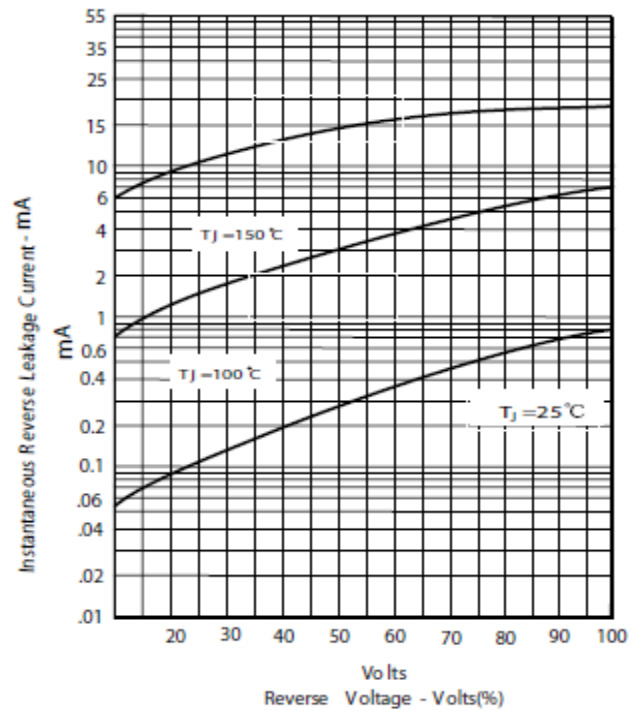
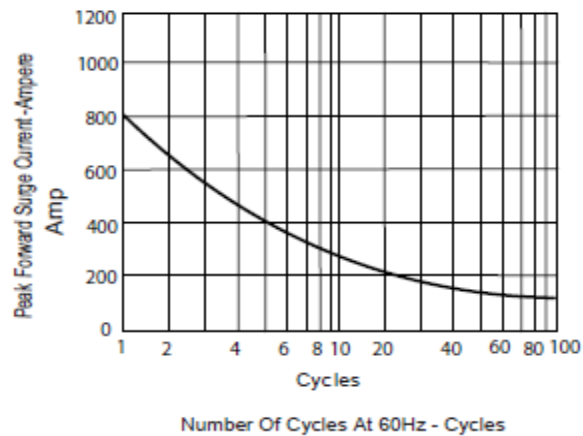
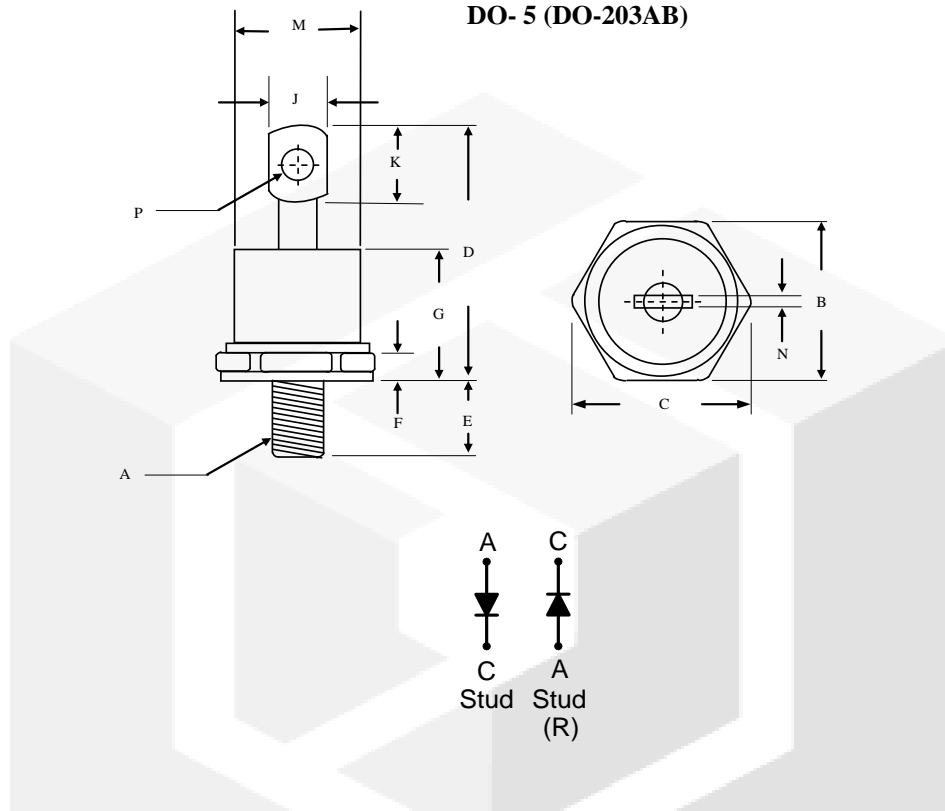


Figure.3-Peak Forward Surge Current



Package dimensions and terminal configuration

Product is marked with part number and terminal configuration.



	Inches		Millimeters	
	Min	Max	Min	Max
A	1/4 -28 UNF			
B	0.669	0.687	17.19	17.44
C	-----	0.794	-----	20.16
D	-----	1.020	-----	25.91
E	0.422	0.453	10.72	11.50
F	0.115	0.200	2.93	5.08
G	-----	0.460	-----	11.68
J	-----	0.280	-----	7.00
K	0.236	-----	6.00	-----
M	-----	0.589	-----	14.96
N	-----	0.063	-----	1.60
P	0.140	0.175	3.56	4.45