

Single Phase Glass Passivated Silicon Bridge Rectifier

$V_{RRM} = 600\text{ V} - 1000\text{ V}$

$I_O = 10\text{ A}$

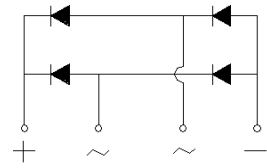
Features

- Low forward voltage
- High surge overload rating
- Ideal for printed circuit boards
- High temperature soldering: 260°C/ 10 s
- Types from 600 V up to 1000 V V_{RRM}
- Not ESD Sensitive

Applications

- Switching power supply
- Home appliances, office devices
- Industrial auto-equipments

BR-10 Package



Maximum ratings at $T_A = 25\text{ }^\circ\text{C}$, unless otherwise specified

Parameter	Symbol	Conditions	BR106	BR108	BR1010	Unit
Repetitive peak reverse voltage	V_{RRM}		600	800	1000	V
RMS reverse voltage	V_{RMS}		420	560	700	V
DC blocking voltage	V_{DC}		600	800	1000	V
Operating temperature	T_j		-40 to 150	-40 to 150	-40 to 150	$^\circ\text{C}$
Storage temperature	T_{stg}		-40 to 150	-40 to 150	-40 to 150	$^\circ\text{C}$

Electrical characteristics at $T_A = 25\text{ }^\circ\text{C}$, unless otherwise specified

Single phase, half sine wave, 50 Hz, resistive load

For capacitive load derate current by 20%

Parameter	Symbol	Conditions	BR106	BR108	BR1010	Unit
Maximum forward rectified current	I_O	$T_C = 40\text{ }^\circ\text{C}$	10	10	10	A
Peak forward surge current	I_{FSM}	$t_p = 8.3\text{ ms}$	200	200	200	A
Maximum forward voltage drop	V_F	$I_F = 5\text{ A}$	1.05	1.05	1.05	V
Maximum reverse current at rated DC blocking voltage	I_R	$T_A = 25\text{ }^\circ\text{C}$	10	10	10	μA
		$T_A = 125\text{ }^\circ\text{C}$	500	500	500	
Rating for fusing	I^2t	$1\text{ ms} < t_p < 10\text{ ms}$, $T_j = 25\text{ }^\circ\text{C}$	166	166	166	A^2s
Thermal resistance	$R_{\theta JA}$		5	5	5	$^\circ\text{C/W}$

Fig.1 Current Derating Curve

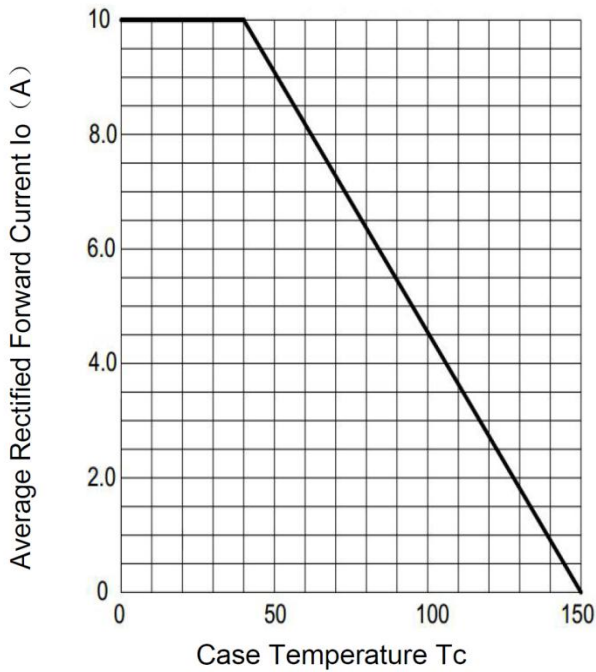


Fig.2 Typical Reverse Characteristics

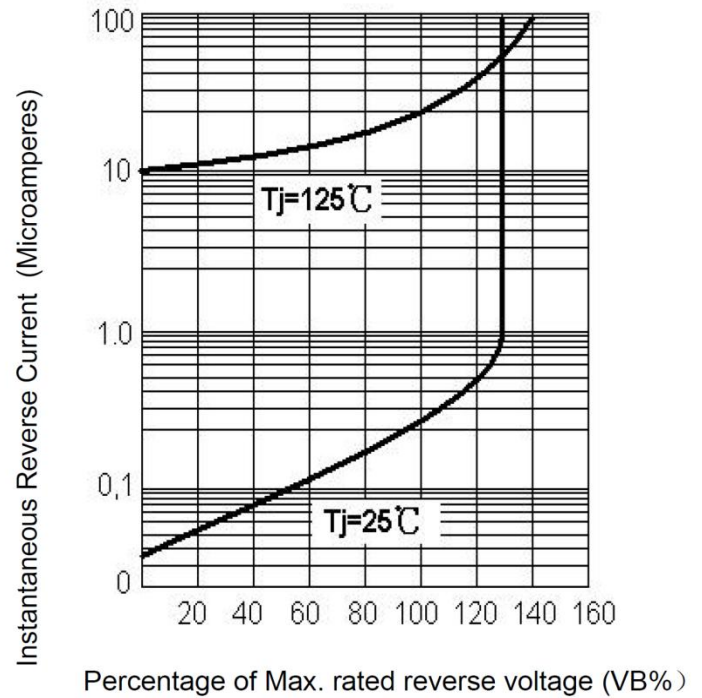


Fig.3 Max. Surge Current

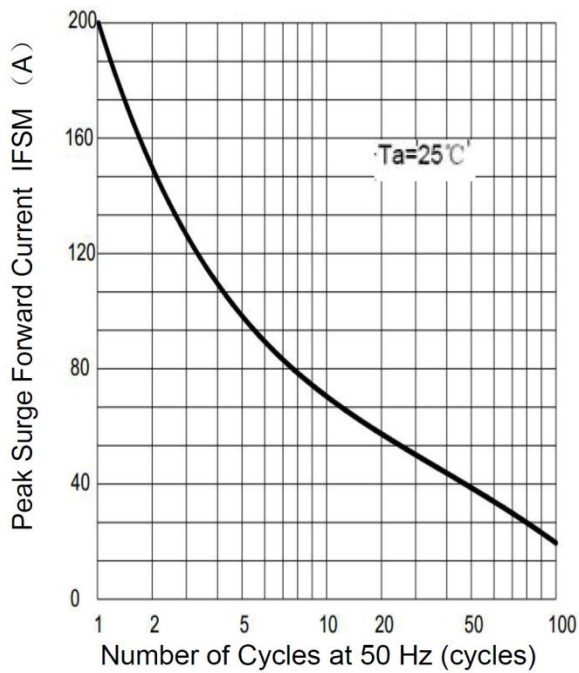
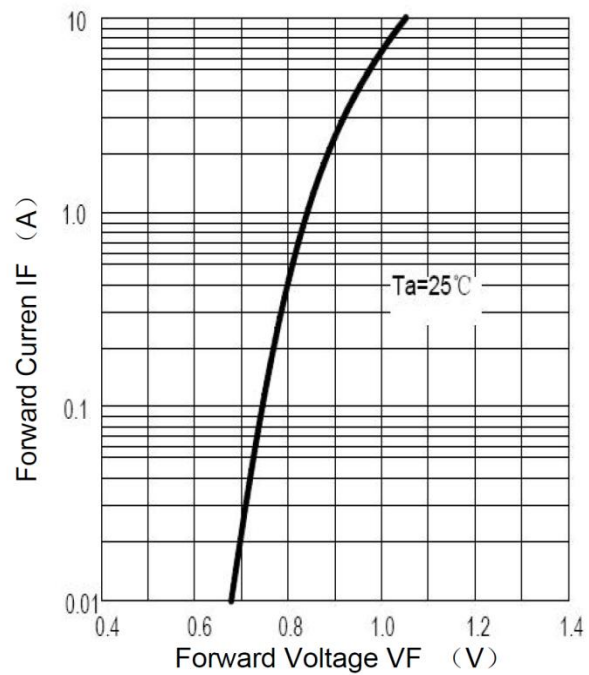


Fig.4 Rated Forward Features



Package dimensions and terminal configuration

Product is marked with part number and terminal configuration.

BR-10

