

## Single Phase Glass Passivated Silicon Bridge Rectifier

$V_{RRM} = 600\text{ V} - 1000\text{ V}$   
 $I_O = 1\text{ A}$

### Features

- Ideal for printed circuit board
- Reliable low cost construction utilizing molded plastic technique
- High surge current capability
- Small size, simple installation
- Types from 600 V up to 1000 V  $V_{RRM}$
- Not ESD Sensitive

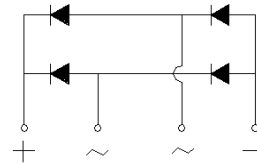
### Mechanical Data

Case: Molded plastic

Terminals: Plated terminals, solderable per MIL-STD-202, Method 208

Polarity: Polarity symbols marked on the body

Mounting position: Any



DB Package



### Maximum ratings at $T_c = 25\text{ }^\circ\text{C}$ , unless otherwise specified


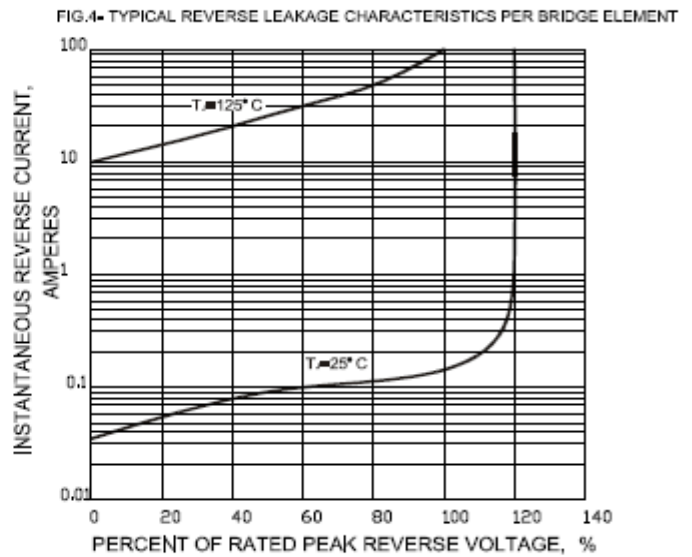
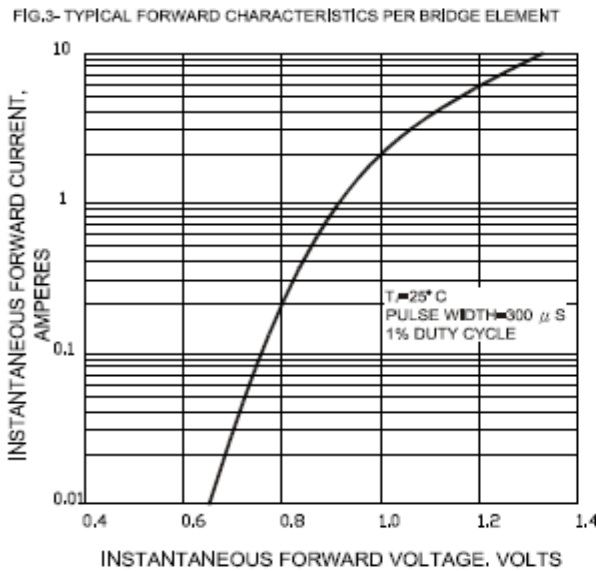
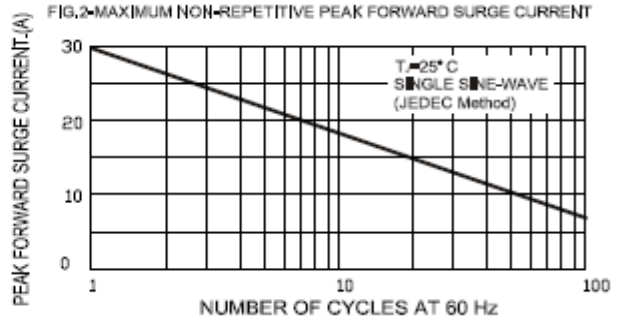
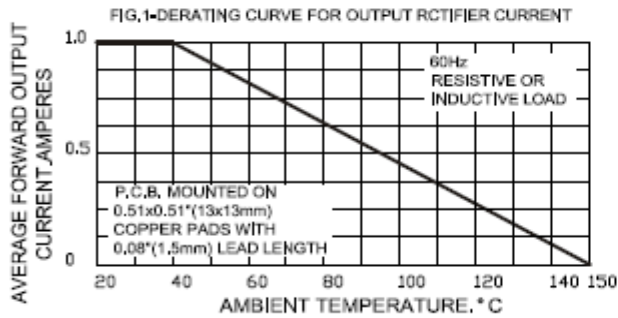
Parameter	Symbol	Conditions	DB105G	DB106G	DB107G	Unit
Repetitive peak reverse voltage	$V_{RRM}$		600	800	1000	V
RMS reverse voltage	$V_{RMS}$		420	560	700	V
DC blocking voltage	$V_{DC}$		600	800	1000	V
Operating temperature	$T_j$		-55 to 150	-55 to 150	-55 to 150	$^\circ\text{C}$
Storage temperature	$T_{stg}$		-55 to 150	-55 to 150	-55 to 150	$^\circ\text{C}$

### Electrical characteristics at $T_c = 25\text{ }^\circ\text{C}$ , unless otherwise specified

Single phase, half sine wave, 60 Hz, resistive or inductive load

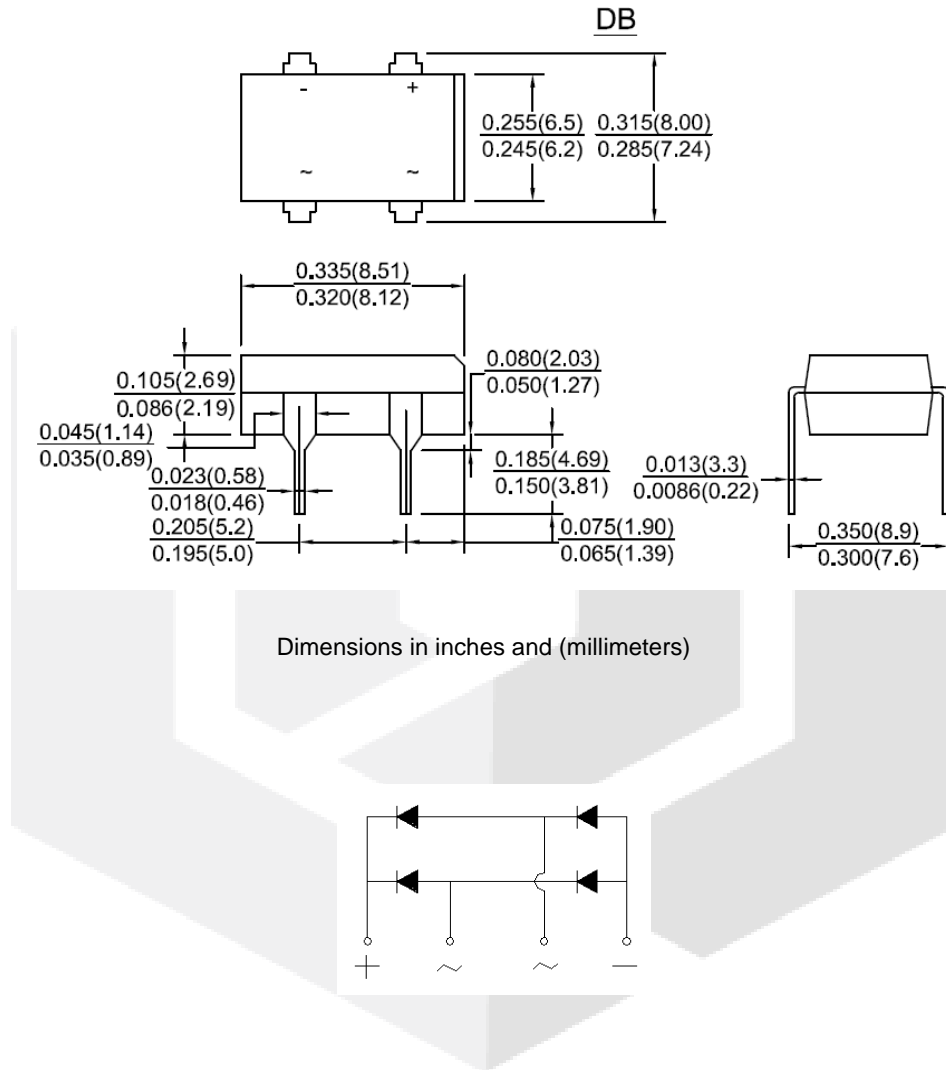
For capacitive load derate current by 20%

Parameter	Symbol	Conditions	DB105G	DB106G	DB107G	Unit
Maximum average forward rectified current	$I_O$	$T_a = 40\text{ }^\circ\text{C}$	1.0	1.0	1.0	A
Peak forward surge current	$I_{FSM}$	$t_p = 8.3\text{ ms}$ , half sine	30	30	30	A
Maximum instantaneous forward voltage drop	$V_F$	$I_F = 1.0\text{ A}$	1.1	1.1	1.1	V
Maximum DC reverse current at rated DC blocking voltage	$I_R$	$T_a = 25\text{ }^\circ\text{C}$ $T_a = 125\text{ }^\circ\text{C}$	5 500	5 500	5 500	$\mu\text{A}$
Typical junction capacitance	$C_j$		25	25	25	pF
Typical thermal resistance	$R_{\theta JC}$		20	20	20	$^\circ\text{C/W}$



**Package dimensions and terminal configuration**

Product is marked with part number and terminal configuration.



Dimensions in inches and (millimeters)