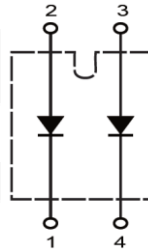


Super Fast Recovery Rectifier Module Type 200 A

 $V_{RRM} = 400\text{ V}$
 $I_{F(AV)} = 200\text{ A}$

Features

- High Surge Capability
- Type 400 V V_{RRM}
- Isolation Type Package
- Electrically Isolated Base Plate
- Not ESD Sensitive

SOT-227 Package


Maximum ratings

Parameter	Symbol	Conditions	Value	Unit
Maximum recurrent peak reverse voltage	V_{RRM}		400	V
Maximum DC blocking voltage	V_{DC}		400	V
Maximum RMS Voltage	V_{RMS}		280	V
Operating temperature	T_j		-55 to 175	°C
Storage temperature	T_{stg}		-55 to 175	°C

Electrical characteristics at 25 °C, unless otherwise specified

Parameter	Symbol	Conditions	Value	Unit
Average forward current (per pkg)	$I_{F(AV)}$	$T_C = 125\text{ °C}$	200	A
Peak forward surge current (per leg)	I_{FSM}	8.3 ms, half sine	1600	A
Maximum instantaneous forward voltage* (per leg)	V_F	$I_{FM} = 100\text{ A}, T_j = 25\text{ °C}$	1.3	V
Maximum instantaneous reverse current at rated DC blocking voltage (per leg)	I_R	$T_j = 25\text{ °C}$	25	μA
		$T_j = 150\text{ °C}$	3	mA
Isolation voltage	V_{ISO}	A.C. 1 minute	2500	V
Maximum reverse recovery time (per leg)	t_{rr}	$I_F = 0.5\text{ A}, I_R = 1.0\text{ A}, I_{RR} = 0.25\text{ A}$	90	ns

Thermal characteristics

Maximum thermal resistance junction to case (per leg)	$R_{\theta jc}$		0.4	°C/W
---	-----------------	--	-----	------

* Pulse Test: Pulse width 300 μs, Duty < 2 %

Figure .1- Typical Forward Characteristics

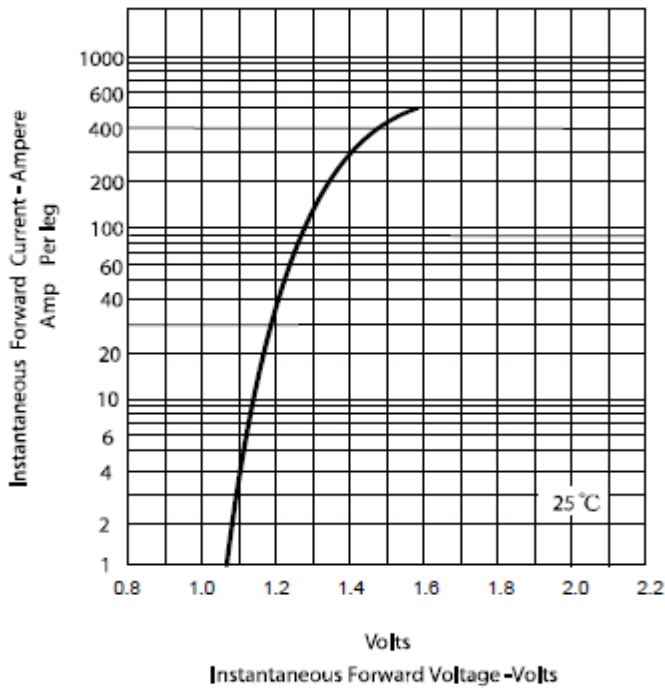


Figure.2 - Forward Derating Curve

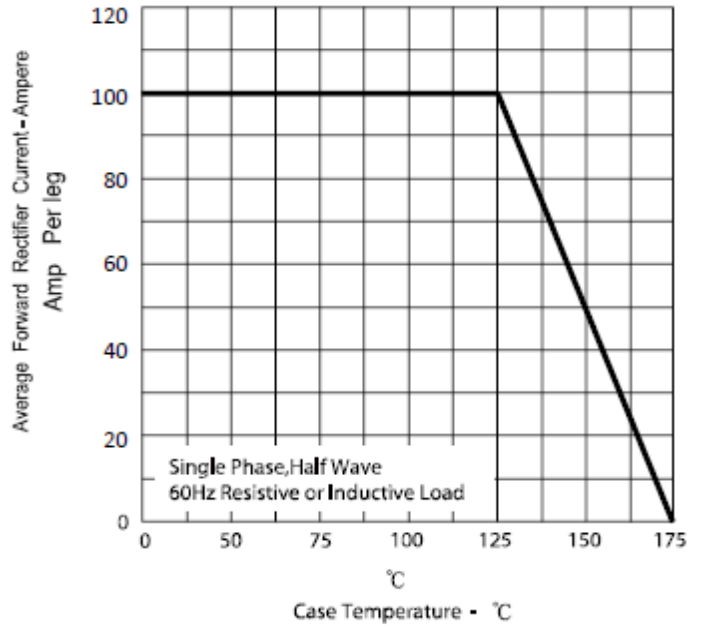


Figure.3 - Peak Forward Surge Current

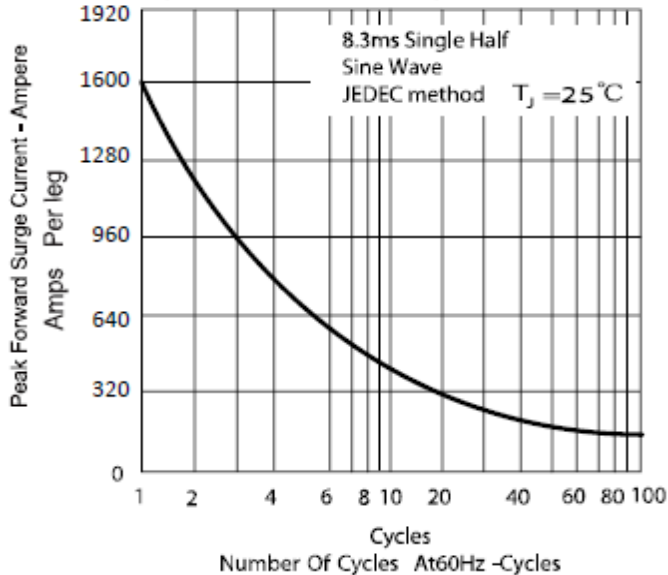
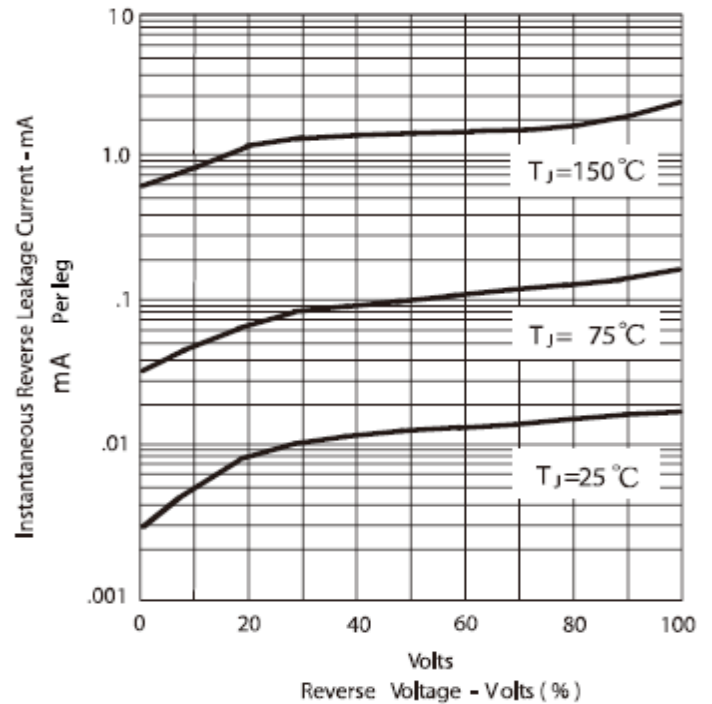


Figure .4-Typical Reverse Characteristics



Package dimensions and terminal configuration

Product is marked with part number and terminal configuration.



DIMENSIONS				
DIM	INCHES		MM	
	MIN	MAX	MIN	MAX
A	.500	.519	12.70	13.20
B	.307	.322	7.80	8.20
C	.029	.033	.75	.84
D	.077	.082	1.95	2.10
E	1.487	1.502	37.80	38.20
F	1.250	1.258	31.75	32.00
G	.931	.956	23.65	24.30
H	.996	1.007	25.30	25.60
I	.586	.594	14.90	15.10
J	.492	.516	12.50	13.10
K	.161	.169	4.10	4.30
L	.161	.169	4.10	4.30
M	.181	.191	4.60	4.95
N	.165	.177	4.20	4.50
O	1.184	1.192	30.10	30.30
P	M4*8			