

## Single Phase Glass Passivated Silicon Bridge Rectifier

$V_{RRM} = 600\text{ V} - 1000\text{ V}$

$I_O = 4\text{ A}$

### Features

- Ideal for printed circuit board
- Reliable low cost construction utilizing molded plastic technique
- High surge current capability
- Silver plated copper leads
- Types from 50 V to 400 V  $V_{RRM}$
- Not ESD Sensitive

### Mechanical Data

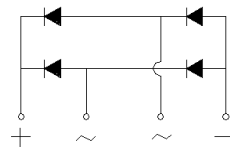
Case: Molded plastic

Terminals: Plated terminals, solderable per MIL-STD-202F, Method 208


Polarity: Marked on body

Weight: 0.167 ounce, 5 grams

Mounting position: Any



KBL Package



### Maximum ratings at $T_a = 25\text{ °C}$ (ambient temperature), unless otherwise specified

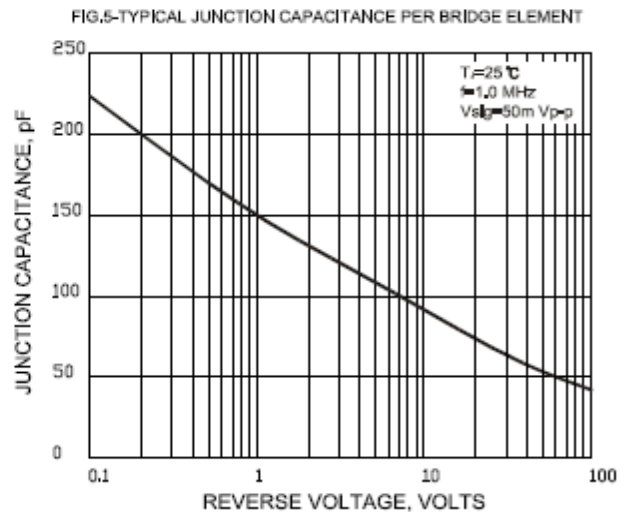
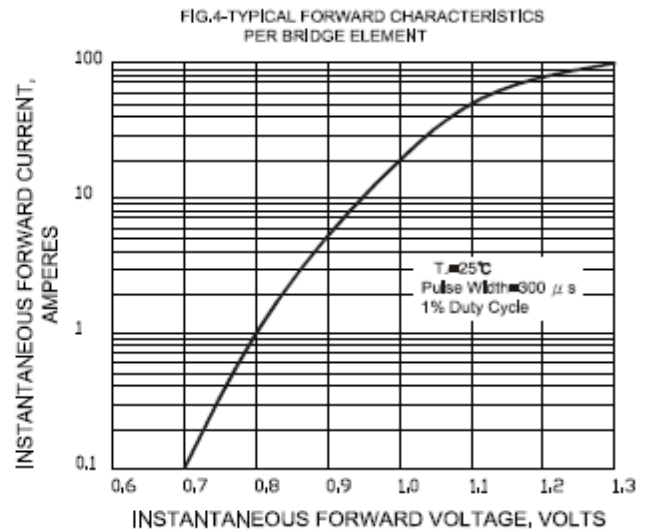
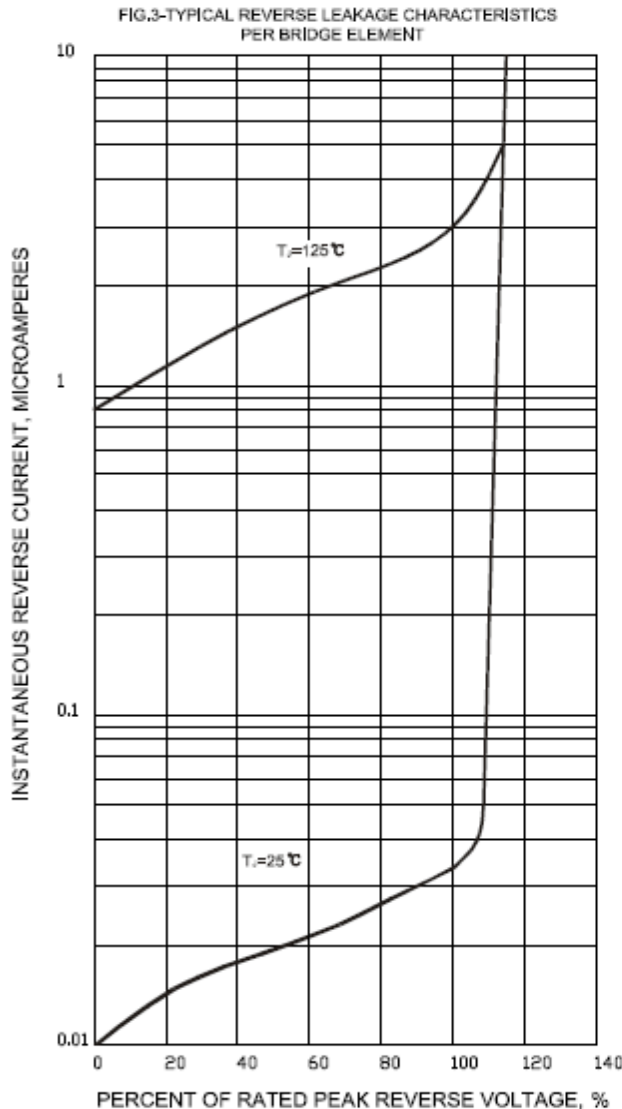
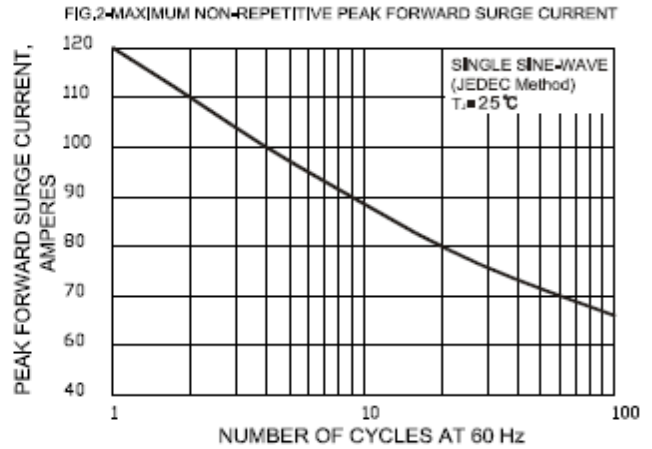
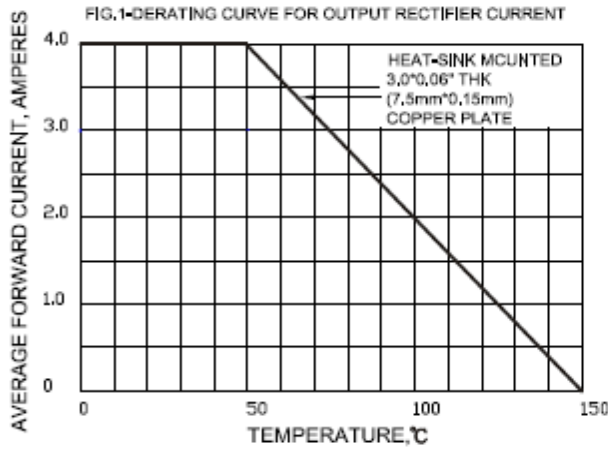
Parameter	Symbol	Conditions	KBL406G	KBL408G	KBL410G	Unit
Repetitive peak reverse voltage	$V_{RRM}$		600	800	1000	V
RMS reverse voltage	$V_{RMS}$		420	560	700	V
DC blocking voltage	$V_{DC}$		600	800	1000	V
Operating temperature	$T_j$		-50 to 150	-50 to 150	-50 to 150	°C
Storage temperature	$T_{stg}$		-50 to 150	-50 to 150	-50 to 150	°C

### Electrical characteristics at $T_a = 25\text{ °C}$ , unless otherwise specified

Single phase, half sine wave, 60 Hz, resistive or inductive load

For capacitive load derate current by 20%

Parameter	Symbol	Conditions	KBL406G	KBL408G	KBL410G	Unit
Maximum average forward rectified current	$I_O$	$T_a = 50\text{ °C}$	4	4	4	A
Peak forward surge current	$I_{FSM}$	single sine-wave	120	120	120	A
Maximum instantaneous forward voltage per leg	$V_F$	$I_F = 4\text{ A}$	1.1	1.1	1.1	V
Maximum reverse current at rated DC blocking voltage per leg	$I_R$	$T_a = 25\text{ °C}$	5	5	5	$\mu\text{A}$
		$T_a = 125\text{ °C}$	100	100	100	



**Package dimensions and terminal configuration**

Product is marked with part number and terminal configuration.

