

## Single Phase Silicon Bridge Rectifier

$V_{RRM} = 50\text{ V} - 400\text{ V}$

$I_O = 8\text{ A}$

### Features

- Plastic material used carries Underwriters Laboratory Flammability Classification 94V-0
- Ideal for printed circuit boards
- High forward surge current capability
- High temperature soldering guaranteed: 250°C/ 10 seconds, 0.375 (9.5mm) lead length, 5 lbs. (2.3 kg) tension
- Types from 50 V up to 400 V  $V_{RRM}$
- Not ESD Sensitive

### Mechanical Data

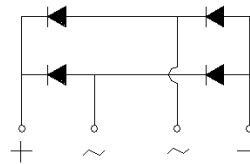
Case: Molded plastic body

Terminals: Plated leads, solderable per MIL-STD-750, Method 2026

Mounting position: Any

Mounting torque: 5 inch-lbs max

Weight: 0.268 ounces, 7.6 grams



KBU Package



### Maximum ratings at $T_c = 25\text{ }^\circ\text{C}$ , unless otherwise specified

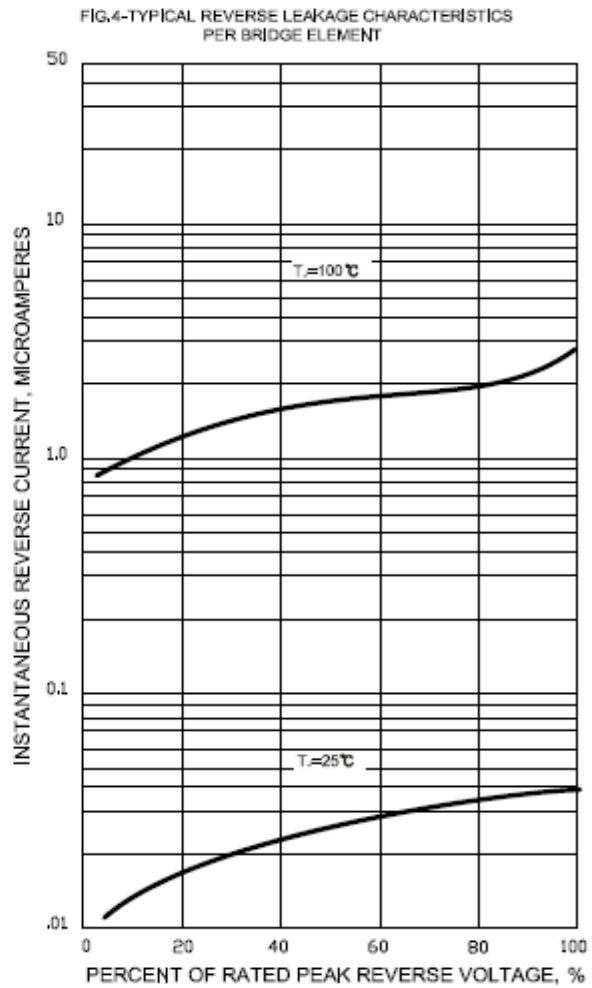
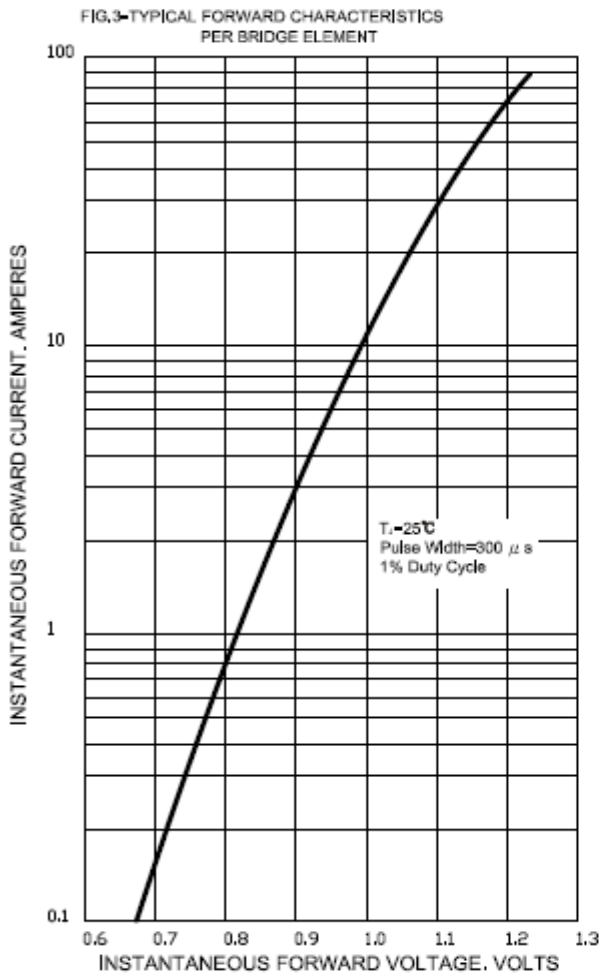
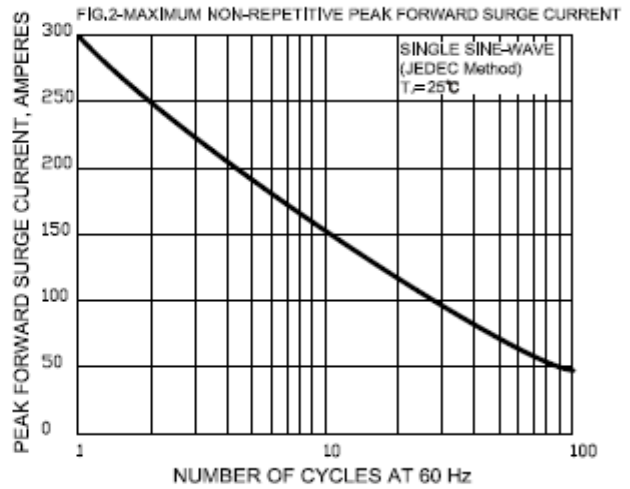
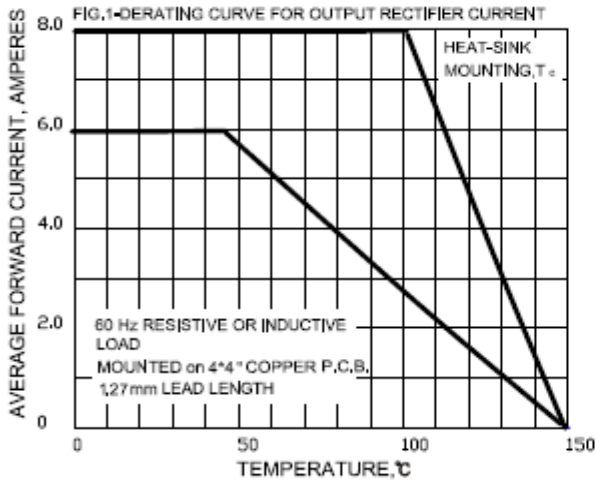
Parameter	Symbol	Conditions	KBU8A	KBU8B	KBU8D	KBU8G	Unit
Repetitive peak reverse voltage	$V_{RRM}$		50	100	200	400	V
RMS reverse voltage	$V_{RMS}$		35	70	140	280	V
DC blocking voltage	$V_{DC}$		50	100	200	400	V
Operating temperature	$T_j$		-55 to 150	-55 to 150	-55 to 150	-55 to 150	$^\circ\text{C}$
Storage temperature	$T_{stg}$		-55 to 150	-55 to 150	-55 to 150	-55 to 150	$^\circ\text{C}$

### Electrical characteristics at $T_c = 25\text{ }^\circ\text{C}$ , unless otherwise specified

Single phase, half sine wave, 60 Hz, resistive or inductive load

For capacitive load derate current by 20%

Parameter	Symbol	Conditions	KBU8A	KBU8B	KBU8D	KBU8G	Unit
Maximum average forward rectified current	$I_O$	$T_c = 100\text{ }^\circ\text{C}$	8	8	8	8	A
		$T_a = 45\text{ }^\circ\text{C}$	6	6	6	6	A
Peak forward surge current	$I_{FSM}$	$t_p = 8.3\text{ ms}$ , half sine	300	300	300	300	A
Maximum instantaneous forward voltage drop per leg	$V_F$	$I_F = 8.0\text{ A}$	1.0	1.0	1.0	1.0	V
Maximum DC reverse current at rated DC blocking voltage	$I_R$	$T_a = 25\text{ }^\circ\text{C}$	10	10	10	10	$\mu\text{A}$
		$T_a = 100\text{ }^\circ\text{C}$	500	500	500	500	$\mu\text{A}$



**Package dimensions and terminal configuration**

Product is marked with part number and terminal configuration.

