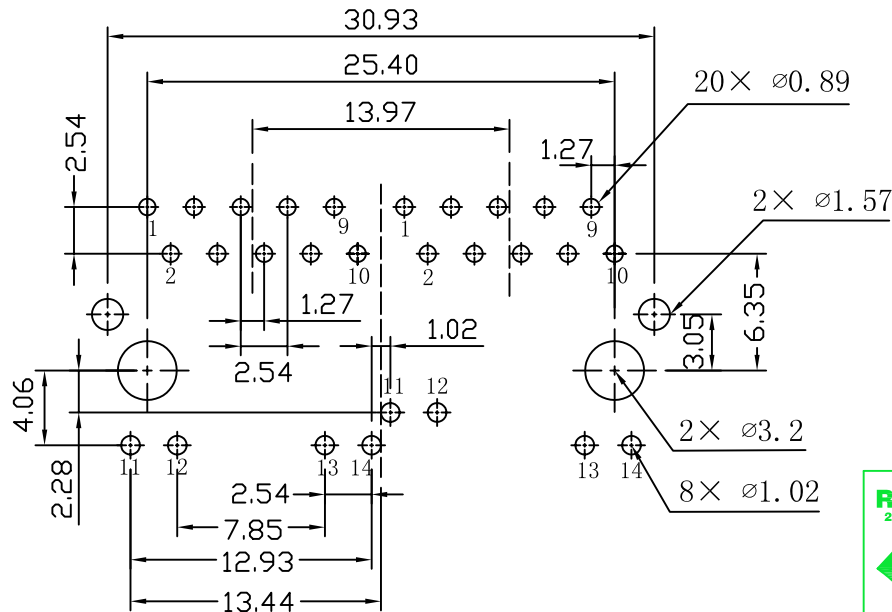
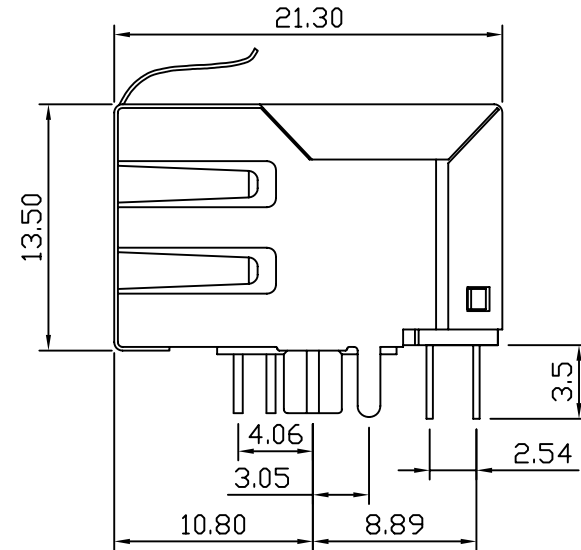
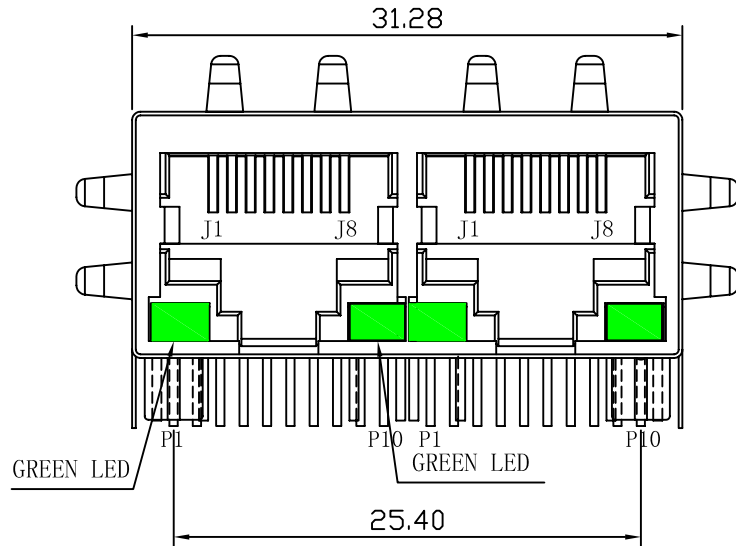


Mechanical:

REV.	ECN NO.	DESCRIPTION	DATE	APPD
A	REL		2011/06/29	



SUGGESTED PCB LAYOUT (TOP VIEW)



NOTES:

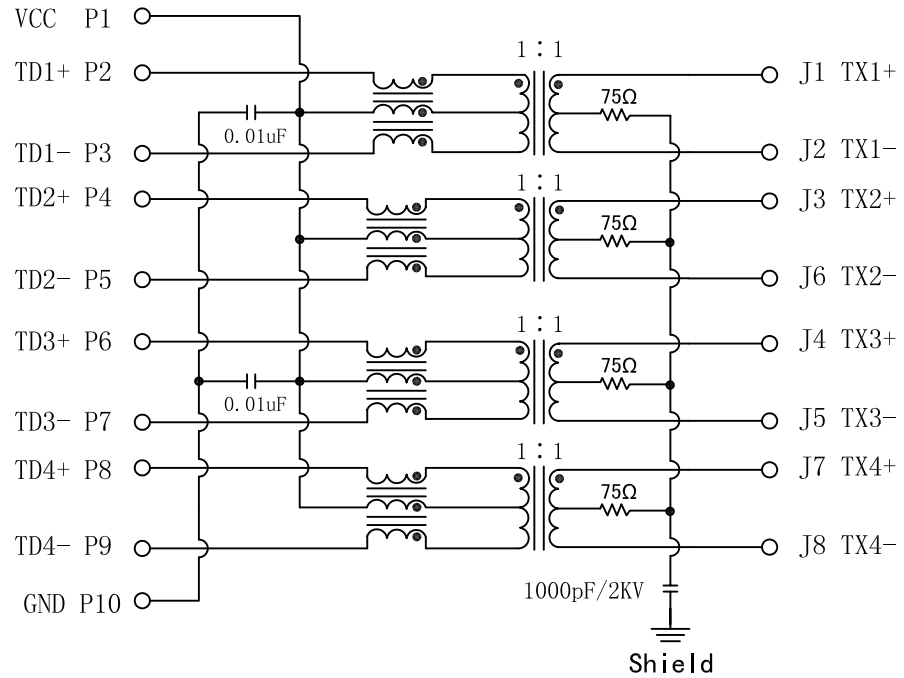
1. Designed to support application, such as SOHO (ADSL modems), LAN-on-Motherboard (LOM), hub and Switches.
2. Meets IEEE 802.3 specification
3. Connector Materials:
 Housing: Thermoplastic UL94V-0
 Contact/Shield: Copper alloy
 Shield plating: Nickel
 Contact plating: Gold 6 micro-inches min. In contact area.
4. Wave solder tip temperature: 265°C Max
 Wave solder tip temperature time: 5 Sec Max

X:X	±0.30	APPD:	LINK-PP INT'L TECHNOLOGY CO., LIMITED	
X:XX	±0.20	CHKD:	TITLE: RJ45 Connector with 1000 BASE-TX Integrated Magnetic	
X:XXX	±0.05	DR: TOM		
ANGLES	±1°	UNIT: mm	PART NO.: LPJG26873ACNL	
	SCALE: 2/1	SHEET: 2/2	REV: A	DWG NO.: LP11062906

Schematic:

REV.	ECN NO.	DESCRIPTION	DATE	APPD
A	REL		2011/06/29	

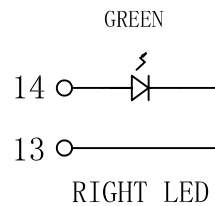
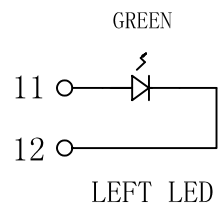
PC BOARD CONNECTIONS



RJ45 CONNECTOR

Electrical Specifications @25°C

- Impedance: 100 ohms
- OCL: 350uH Min
@100KHz, 0.1V, 8mADC BIAS
- Turns Ratio: 1 : 1 ±3%
- Insertion Loss:
1-100MHz: -1.1dB Max
- Return Loss(dB Min):
1-40MHz: -18 60MHz: -14
80MHz: -12 100MHz: -10
- Crosstalk:
1-100MHz: -35dB Typ
- Common Mode Rejection(dB Typ):
0.1-30MHz: -38 30-60MHz: -35
60-100MHz: -30
- Isolation Voltage: 1500Vrms
- Operating Temperature: 0°C ~ 70°C.



X:X ±0.30	APPD:	LINK-PP INT'L TECHNOLOGY CO., LIMITED
X:XX ±0.20	CHKD:	
X:XXX ±0.05	DR: TOM	TITLE: RJ45 Connector with 1000 BASE-TX Integrated Magnetic
ANGLES ±1°	UNIT: mm	PART NO.: LPJG26873ACNL
	SCALE: 2/1	SHEET: 1/2
	REV: A	DWG NO.: LP11062906