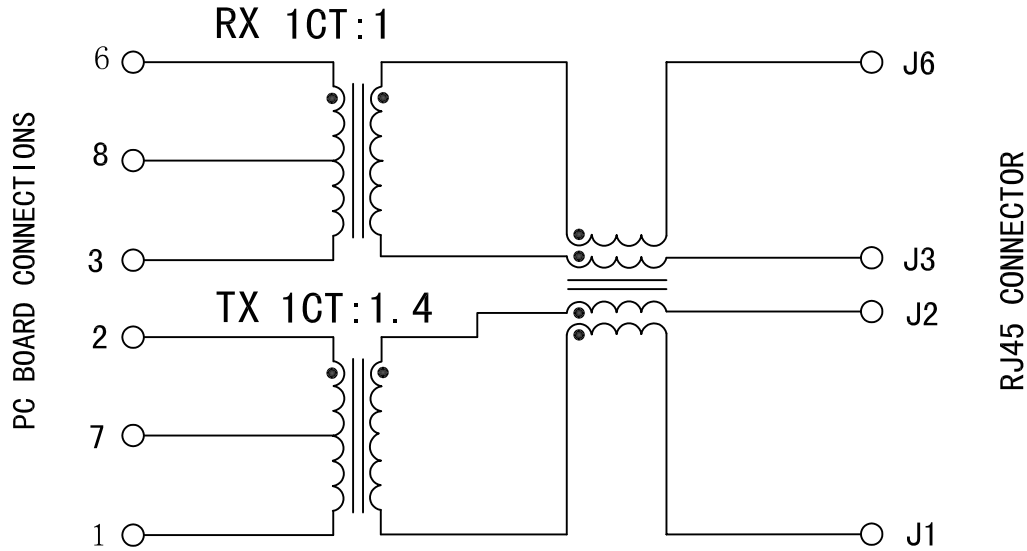


Schematic:

REV.	ECN NO.	DESCRIPTION	DATE	APPD
A	REL		22/12/2009	



Electrical Specifications @25°C

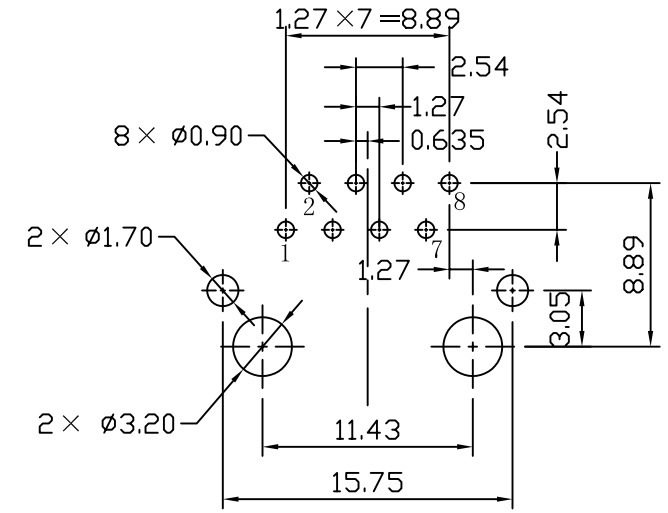
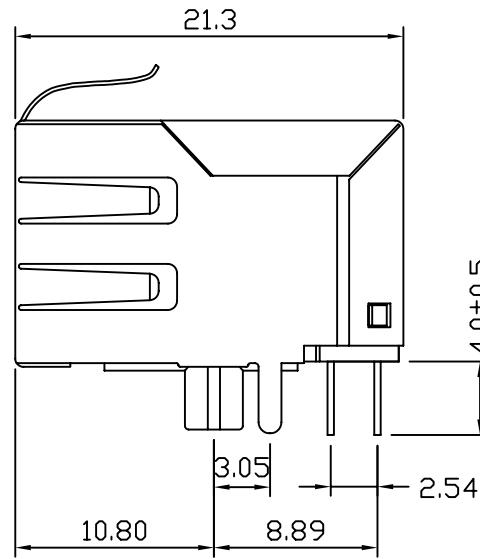
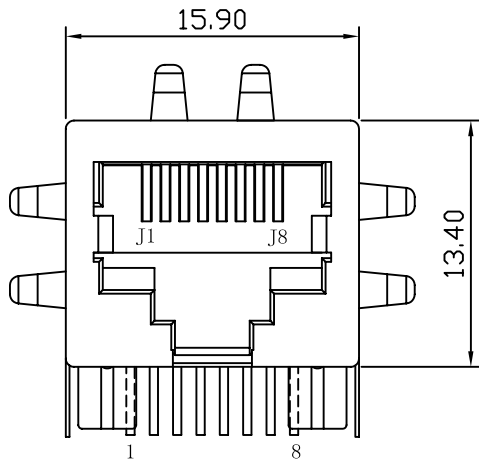
- Turns Ratio:
TX=1CT:1.4 RX=1CT:1
- Inductance:
(P6-P3)=(J6-J3):200uH Min@0.01V, 0.01MHz
(P2-P1):100uH Min@0.01V, 0.01MHz
- Leakage Inductance:
0.3uH Max@1MHz
- DC Resistance: 1.0 OHMS Max
- Cross talk: 1MHz-100MHz:40dB
- Hipot: 1500Vrms/60 SECONDS
- Operating Temperature:0~70°C



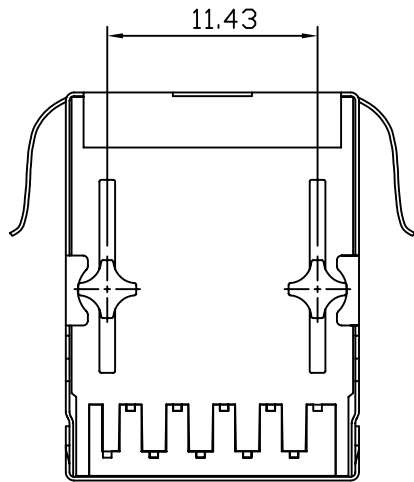
X:X ±0.25	APPD:	LINK-PP INT'L TECHNOLOGY CO., LIMITED
X:XX ±0.10	CHKD:	
X:XXX ±0.05	DR: TOM	TITLE: RJ45 Connector with 10 Base-TX Integrated Magnetics
ANGLES ±1°	UNIT: mm	PART NO.: LPJ0516CNL
	SCALE: 2/1	SHEET: 1/2
	REV: A	DWG NO.: LP09122206

Mechanical:

REV.	ECN NO.	DESCRIPTION	DATE	APPD
A	REL		22/12/2009	



SUGGESTED PCB LAYOUT(TOP VIEW)



NOTES:

1. Designed to support application, such as SOHO (ADSL modems), LAN-on-Motherboard (LOM), hub and Switches.
2. Meets IEEE 802.3 specification
3. Connector Materials:
 Housing: Thermoplastic UL94V-0
 Contact/Shield: Copper alloy
 Shield plating: Nickel
 Contact plating: Gold 6 micro-inches min. In contact area.
4. Wave solder tip temperature: 265°C Max
 Wave solder tip temperature time: 5 Sec Max



X:X	±0.25	APPD:	LINK-PP INT'L TECHNOLOGY CO., LIMITED	
X:XX	±0.10	CHKD:	TITLE: RJ45 Connector with 10 Base-TX Integrated Magnetics	
X:XXX	±0.05	DR: TOM	PART NO.: LPJ0516CNL	
ANGLES	±1°	UNIT: mm	DWG NO.: LP09122206	
	SCALE: 2/1	SHEET: 2/2	REV: A	