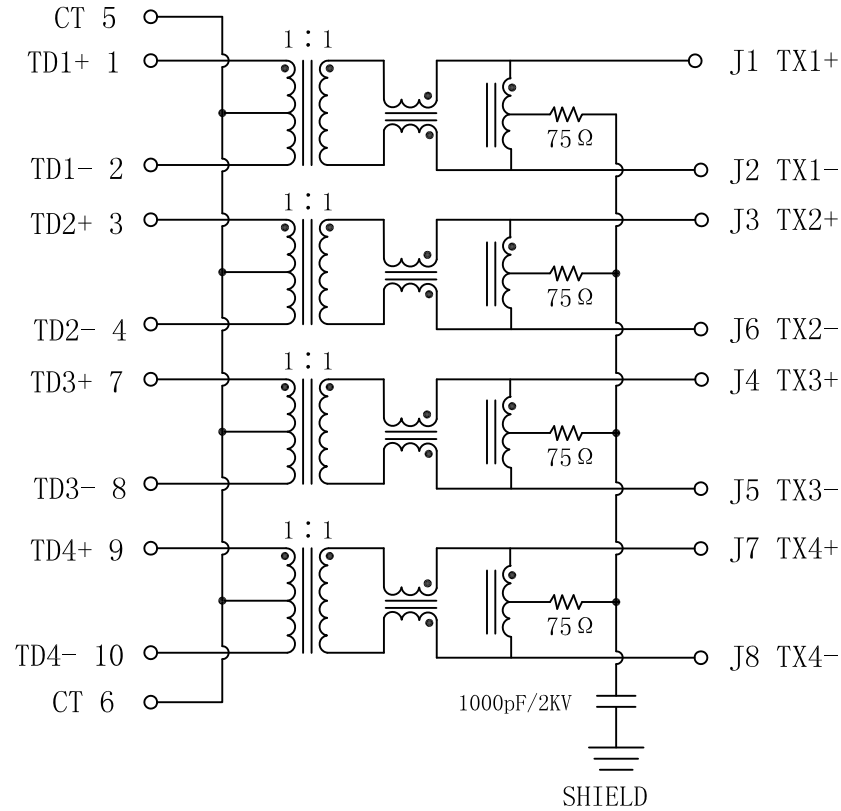


Schematic:

REV.	ECN NO.	DESCRIPTION	DATE	APPD
A	REL		2010/07/16	

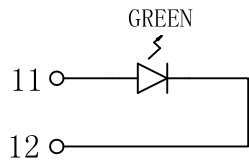
PCB CONNECTIONS



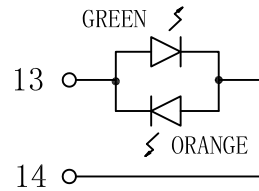
RJ45 CONNECTOR

Electrical Specifications @ 25°C

- Turns Ratio:
1CT : 1
- INDUCTANCE (@100KHz, 100mV, 8mA DC BIAS):
J1-J2; J3-J6; J4-J5; J7-J8: 350uH Min
- Insertion Loss:
1~100MHz: -1.0dB Max
- Return Loss (dB Min. load 100 Ω):
1~30MHz: -18 30~60MHz: -16
60~80MHz: -12 80~100MHz: -10
- Crosstalk:
1~100MHz: -30dB Min
- Common Mode Rejection:
1~100MHz: -30dB Min
- Isolation Voltage: 1500Vrms
- Operating Temperature Range: 0°C ~ 70°C.



LEFT LED



RIGHT LED

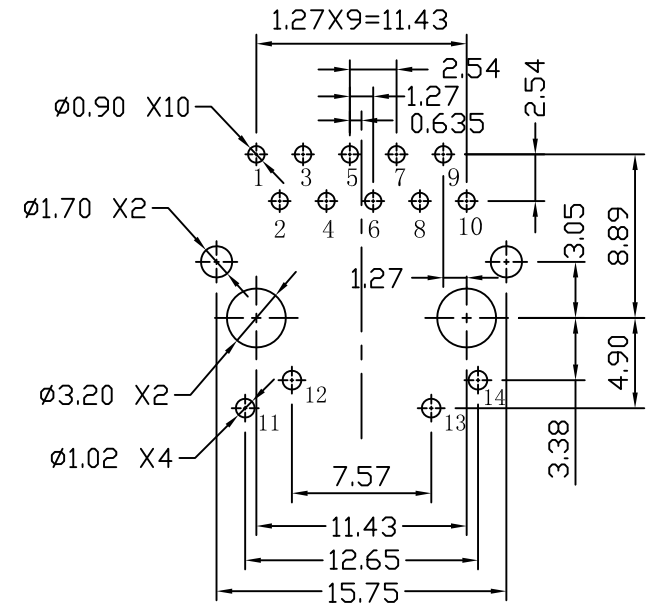
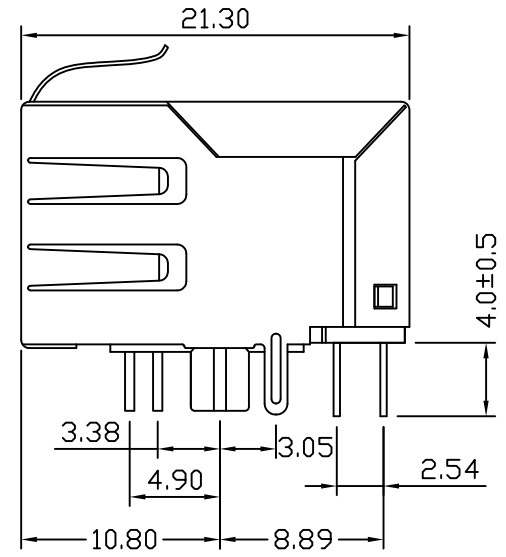
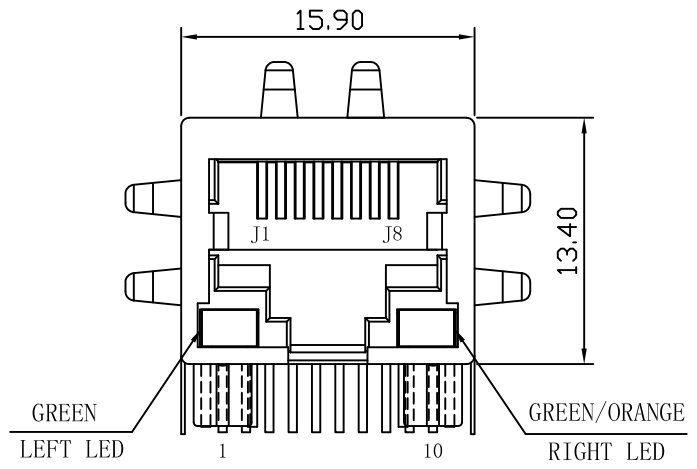
Emitting Color	λ p(nm)	VF@IF=20mA	IR @VR=5V
Green	570	1.8~2.6V	10 μ A max
Green/Orange	570/610	1.8~2.6V	10 μ A max



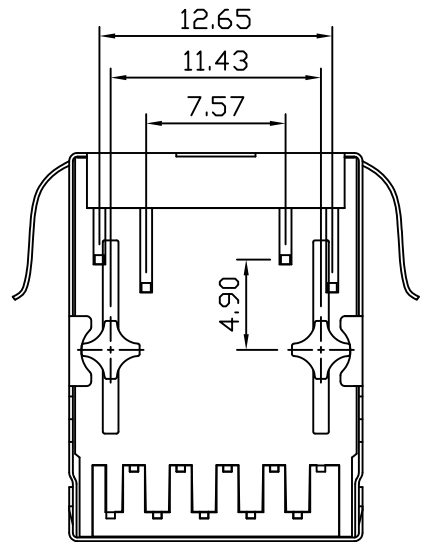
X:X ±0.30	APPD:	LINK-PP INT'L TECHNOLOGY CO., LIMITED		
X:XX ±0.25	CHKD:	TITLE: RJ45 Connector With 1000 Base-T Integrated Magnetics		
X:XXX ±0.05	DR: TOM	PART NO.: LPJG0803A27NL		
ANGLES ±1°	UNIT: mm			
	SCALE: 2/1	SHEET: 1/2	REV: A	DWG NO.: LP10071630

Mechanical:

REV.	ECN NO.	DESCRIPTION	DATE	APPD
A	REL		2010/07/16	



SUGGESTED PCB LAYOUT (TOP VIEW)



NOTES:

1. Designed to support application, such as SOHO (ADSL modems), LAN-on-Motherboard (LOM), hub and Switches.
2. Meets IEEE 802.3 specification
3. Connector Materials:
 Housing: Thermoplastic PBT+30%G.F UL94V-0
 Contact: Phosphor Bronze C5210R-EH Thickness=0.35mm
 Pins: Brass C2680R-H Thickness=0.35mm
 Shield: SUS 201-1/2H Thickness=0.2mm
 Contact plating: Gold 6 micro-inches min. In contact area.
4. Wave solder tip temperature: 265°C Max
 Wave solder tip temperature time: 5 Sec Max



X:X ±0.30	APPD:	LINK-PP INT'L TECHNOLOGY CO., LIMITED
X:XX ±0.25	CHKD:	
X:XXX ±0.05	DR: TOM	TITLE: RJ45 Connector With 1000 Base-T Integrated Magnetics
ANGLES ±1°	UNIT: mm	PART NO.: LPJG0803A27NL
	SCALE: 2/1	SHEET: 2/2
	REV: A	DWG NO.: LP10071630