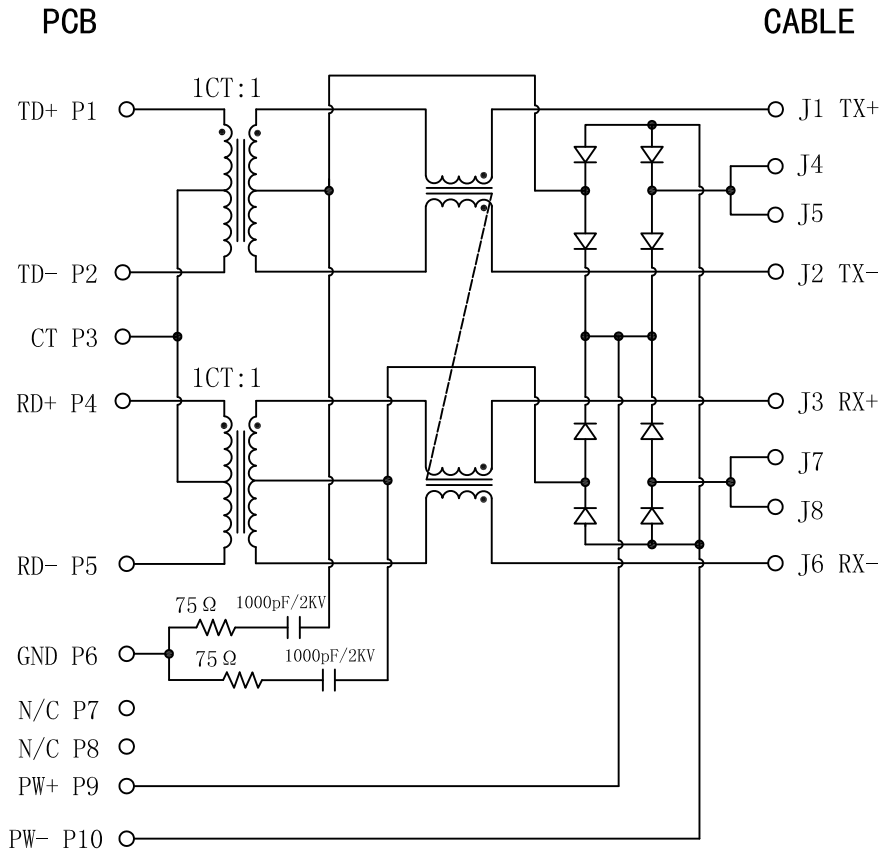


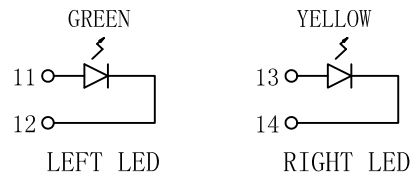

Schematic:

REV.	ECN NO.	DESCRIPTION	DATE	APPD
A	REL		2014-07-21	



ELECTRICAL SPECIFICATIONS @25°C

- Turn Ratio (100KHz, 0.1V):
 PINS: (1-2) : (J1-J2) = 1 : 1 ± 3%
 PINS: (4-5) : (J3-J6) = 1 : 1 ± 3%
- OCL (100KHz, 100mV, 8mA DC Bias):
 PINS: (1-2), (4-5) = 350uH MIN
- Insertion Loss:
 -1.1dB MAX @0.1~100MHz
- Return Loss:
 -18dB MIN @0.5~30MHz
 -15.5dB MIN @40MHz
 -13.6dB MIN @50MHz
 -12dB MIN @60~80MHz
- Cross talk:
 -40dB TYP @0.1~100MHz
- Common Mode Rejection:
 -50dB TYP @0.1~30MHz
 -40dB TYP @30~60MHz
 -35dB TYP @60~100MHz
- Hipot Test: 1500Vrms
- Operating Temperature: 0°C TO 70°C.

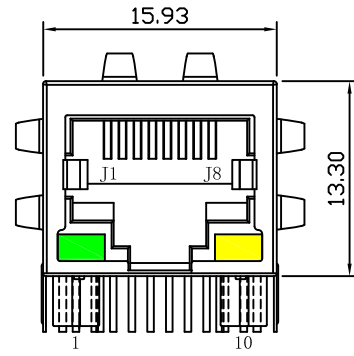


Emitting Color	λ p(nm)	VF@IF=20mA	IR @VR=5V
Green	565	1.8~2.6V	10 μA max
Yellow	590	1.8~2.6V	10 μA max

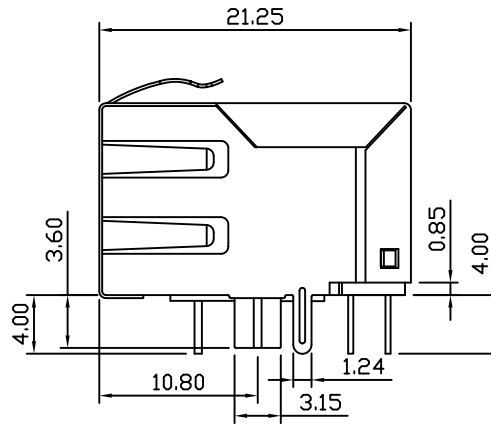
X:X ±0.30	APPD:	LINK-PP INT'L TECHNOLOGY CO., LIMITED	
X:XX ±0.25	CHKD:	TITLE: RJ45 Connector with 10/100 Base-T Integrated Magnetics For PoE Application	
X:XXX ±0.05	DR:	PART NO.: LPJ0155GENL	
ANGLES ±1°	UNIT: mm		
	SCALE: 2/1	SHEET: 1/2	REV: A DWG NO.: LP14072136

Mechanical:

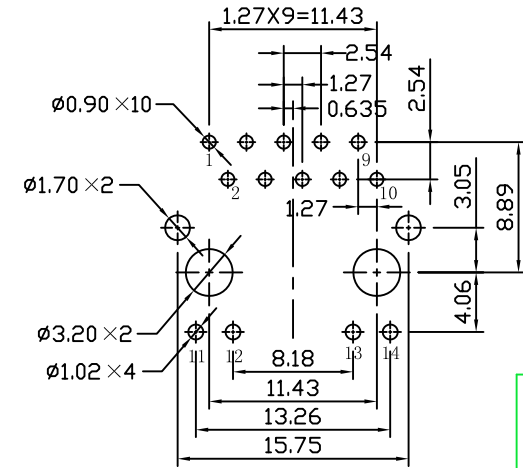
REV.	ECN NO.	DESCRIPTION	DATE	APPD
A	REL		2014-07-21	



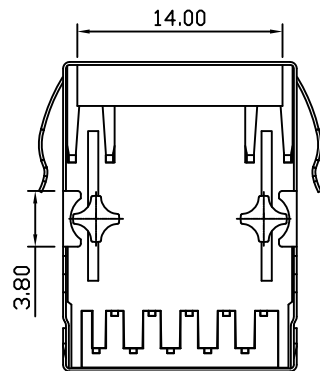
Front Side View




Left Side View



Suggested PCB Layout (Top View)



Bottom Side View



Top Side View

NOTES:

1. Designed to support application, such as SOHO (ADSL modems), LAN-on-Motherboard (LOM), hub and Switches.
2. Designed for PoE, IEEE802.3 applications
3. Power on used or unused pairs for up to 350mADC.
4. Connector Materials:
 Housing: Thermoplastic PBT+30%G.F UL94V-0
 Contact: Phosphor Bronze C5210R-EH Thickness=0.35mm
 Pins: Brass C2680R-H Thickness=0.35mm
 Shield: SUS 201-1/2H Thickness=0.2mm
 Contact plating: Gold 6 micro-inches min. In contact area.
5. Wave solder tip temperature: 265°C Max
 Wave solder tip temperature time: 5 Sec Max

X:X ±0.30	APPD:	LINK-PP INT'L TECHNOLOGY CO., LIMITED
X:XX ±0.25	CHKD:	
X:XXX ±0.05	DR: TOM	TITLE: RJ45 Connector with 10/100 Base-T Integrated Magnetics For PoE Application
ANGLES ±1°	UNIT: mm	PART NO.: LPJ0155GENL
	SCALE: 2/1	SHEET: 2/2
	REV: A	DWG NO.: LP14072136