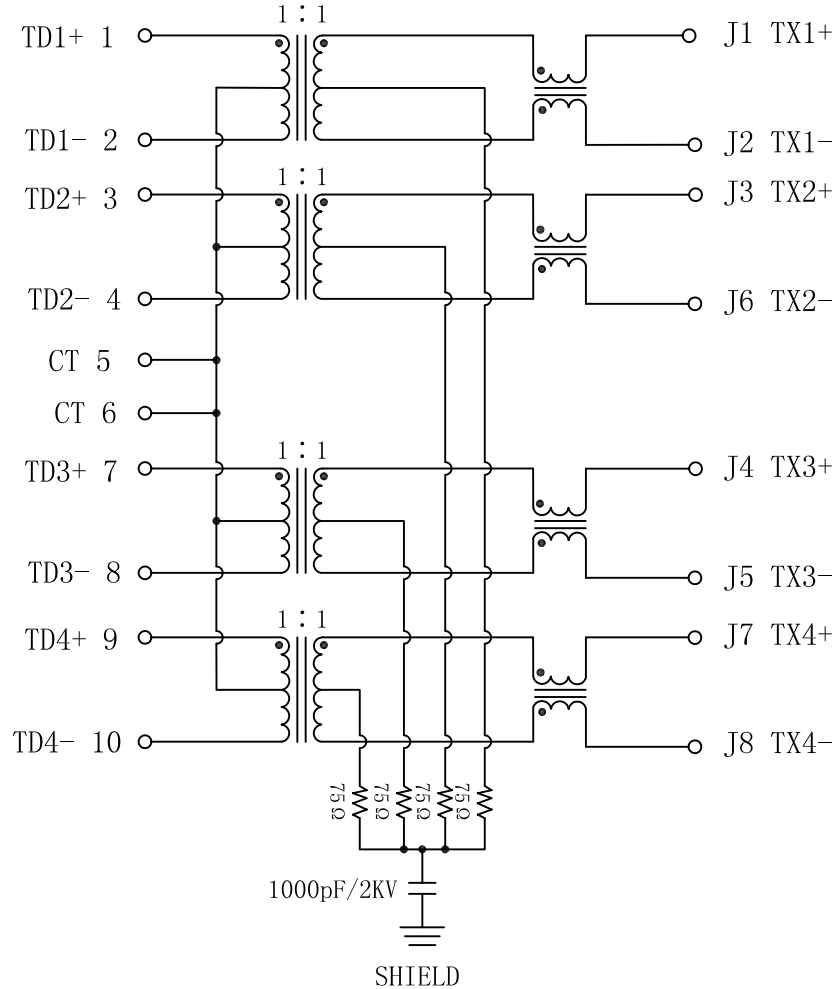


Schematic:

REV.	ECN NO.	DESCRIPTION	DATE	APPD
A	REL		2010/12/07	

PCB CONNECTIONS



RJ45 CONNECTOR

Electrical Specifications @ 25°C

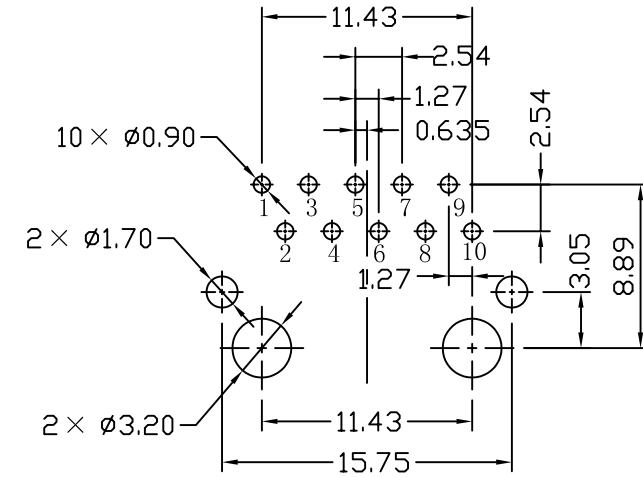
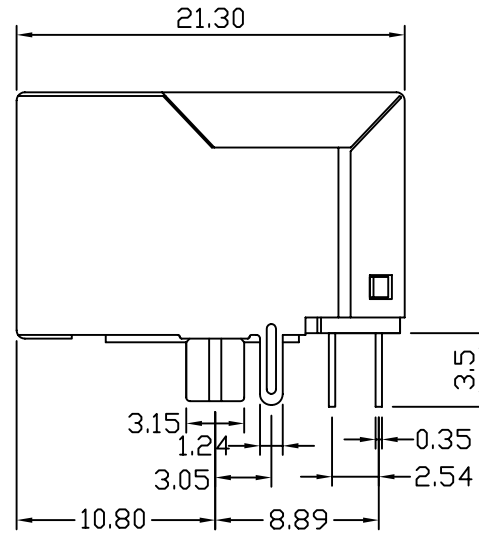
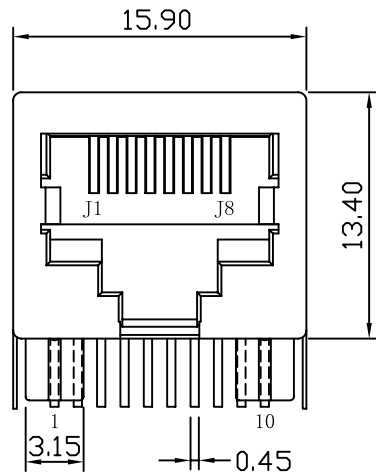
- Turns Ratio:
TX=1:1 RX=1:1
- INDUCTANCE (@100KHz, 100mV, 8mA DC BIAS):
J1-J2; J3-J6; J4-J5; J7-J8: 350uH min
- Insertion Loss:
0.3~100MHz: -1.2dB Max
- Return Loss (dB Min. load 100Ω):
1~30MHz: -16 40MHz: -13.5
50MHz: -11.5 60~80MHz: -10
- Crosstalk (dB Min):
30MHz: -40 60MHz: -36
100MHz: -30
- Differential to Common Mode Rejection:
30MHz: -35dB Min 60MHz: -32dB Min
100MHz: -30dB Min
- Isolation Voltage: 1500Vrms
- Operating Temperature Range: 0°C ~ 70°C.



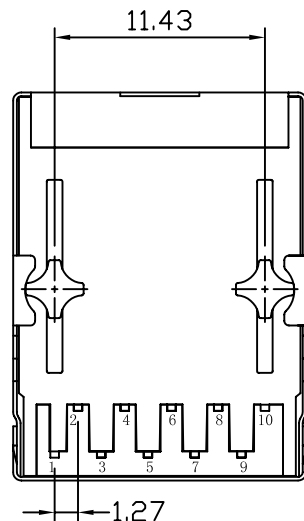
X:X ±0.30	APPD:	LINK-PP INT'L TECHNOLOGY CO., LIMITED		
X:XX ±0.20	CHKD:	TITLE: RJ45 Connector with 1000 Base-T Integrated Magnetics		
X:XXX ±0.05	DR: TOM	PART NO.: LPJG0801DNL		
ANGLES ±1°	UNIT: mm			
	SCALE: 2/1	SHEET: 1/2	REV: A	DWG NO.: LP10120703

Mechanical:

REV.	ECN NO.	DESCRIPTION	DATE	APPD
A	REL		2010/12/07	



SUGGESTED PCB LAYOUT (TOP VIEW)



NOTES:

1. Designed to support application, such as SOHO (ADSL modems), LAN-on-Motherboard (LOM), hub and Switches.
2. Meets IEEE 802.3 specification
3. Connector Materials:
Housing: Thermoplastic UL94V-0
Contact/Shield: Copper alloy
Shield plating: Nickel
Contact plating: Gold 6 micro-inches min. In contact area.
4. Wave solder tip temperature: 265°C Max
Wave solder tip temperature time: 5 Sec Max



X:X ±0.30	APPD:	LINK-PP INT'L TECHNOLOGY CO., LIMITED
X:XX ±0.20	CHKD:	
X:XXX ±0.05	DR: TOM	TITLE: RJ45 Connector with 1000 Base-T Integrated Magnetics
ANGLES ±1°	UNIT: mm	PART NO.: LPJG0801DNL
	SCALE: 2/1	SHEET: 2/2
	REV: A	DWG NO.: LP10120703