

485-AB bus Surge Protection Module



FEATURES

- Compact size (19.50*12.50*9.80mm)
- Suppress signal port lightning surge
- Cost-effective
- Impact anti - current: $\leq 1\text{KA}$ (8/20 μs Simulated lightning waveforms)
- Meet surge level of IEC/EN61000-4-5

485-AB bus surge protection module is based on the IEC61000-4-5 standard design, using multi-level protection circuit, selection of surge protection devices, fast response, low output residual voltage, excellent transmission performance. Interface uses standard industrial terminal block, convenient to use, apply to Lightning Protection of RS-485 communications.

Products use plastic shell, good sealing, with dust, anti-corrosion function, connected in series installed, inhibiting high voltage pulses on the line, Protect back-end equipment from lightning and industrial surge damage.

Selection Guide

Part No.	Operating Voltage(VDC)	Clamping Voltage(VDC)	Nominal Current (A)	Transmission rate(bps)
FS-TD01D	0-5	15	≤ 0.1	≤ 115200

Notes: Customization products are available if required.

General Specifications

Item	Operating Conditions	Value
Operating Temperature		-40~+85°C
Transportation and Storage Temperature		-40~+90°C
Storage Humidity		5-95%
Casing Temperature Rise	Ta=25°C	15°C(Typ.)
Application Environment		The presence of dust, fierce vibration, impulsion and corrosive gas may cause damage to the product
D-C-R		12x2Ω

Physical Specifications

Casing Material	Black flame-retardant heat-proof epoxy resin (UL94-V0)
Package	DIP6
Weight	4.5g(Typ.)
Cooling Method	Natural cooling

Surge Specifications

Impact anti - current	$\leq 1\text{KA}$ (8/20 μs Simulated lightning waveforms)
-----------------------	--

Design standards

FS-TD01D can ensure MORNSUN module meet surge level of IEC/EN61000-4-5 $\pm 2\text{KV}$ (2Ω resistance) and $\pm 4\text{KV}$ (12Ω resistance).

Application Precautions

1. Please read the instructions carefully before use; contact our technical support if you have any problem.
2. Do not use the product in hazardous areas.
3. Products supporting the communication interface modules.
4. Do not dismount and assemble the product without permission to avoid failure or malfunction of equipment.

After-sales service

1. Ex-factory inspection and quality control have been strictly conducted for the product; if there occurs abnormal operation or possibility of failure of internal module, please contact the local representative or our technical support.
2. The warranty period for the product is 3 years as calculated from the date of delivery. If any quality problem occurs under normal use within the warranty period, the product can be repaired or changed for free.

PowerPax UK Ltd

Unit 5 Kennet Weir Business Park, Arrowhead Road, Theale, Berkshire, RG7 4AD, United Kingdom

Tel: +44 (0) 118 9033290 Fax: +44 (0) 118 9033291

info@powerpaxuk.com Website: www.mornsun.co.uk

Design Reference

1. Inside schematic

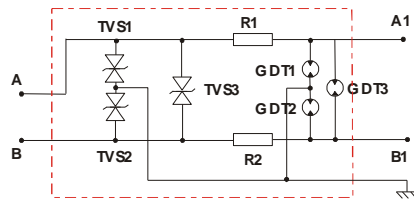


Fig. 1

2. Typical application

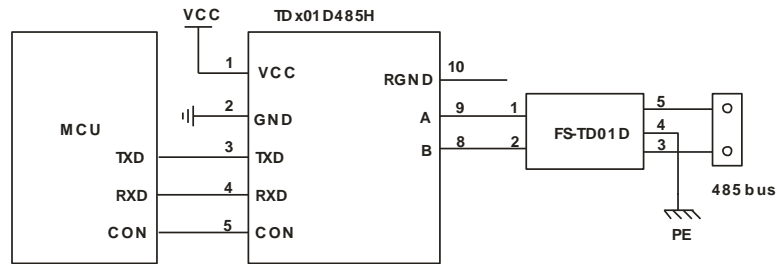
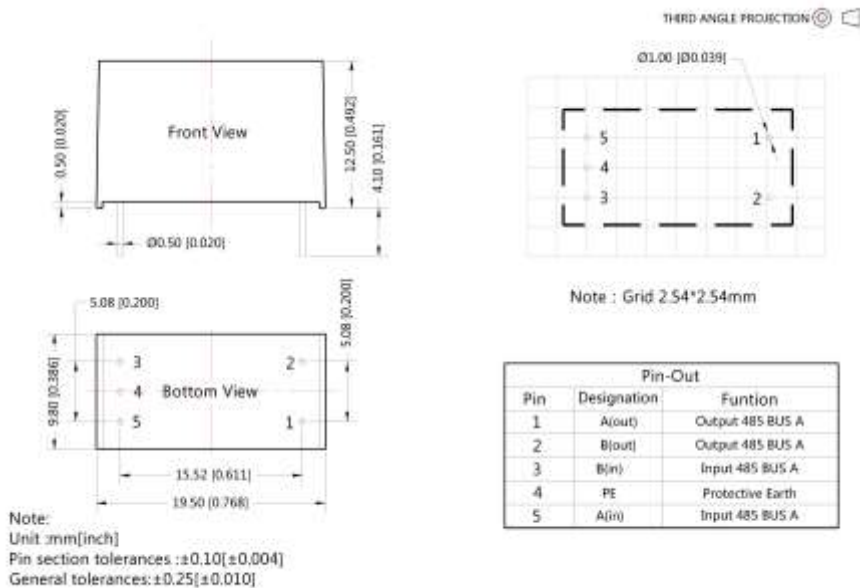


Fig. 2

3. For more information please find the application notes on www.mornsun-power.com

Dimensions and Recommended Layout



Notes:

1. Packing Information please refer to 'Product Packing Information'. Packing bag number: 58000150;
2. Unless otherwise specified, data in this datasheet should be tested under the conditions of Ta=25°C, humidity<75% when inputting nominal voltage and outputting rated load;
3. All index testing methods in this datasheet are based on our Company's corporate standards;
4. The performance indexes of the product models listed in this datasheet are as above, but some indexes of non-standard model products will exceed the above-mentioned requirements, and please directly contact our technician for specific information;
5. We can provide product customization service;
6. Specifications of this product are subject to changes without prior notice.