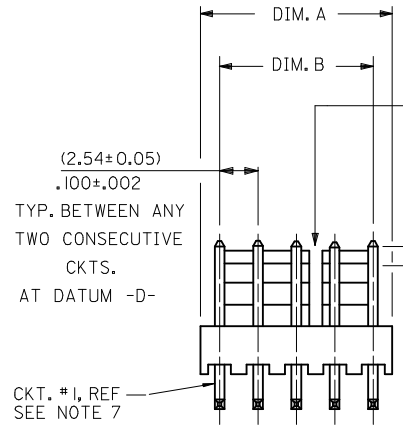
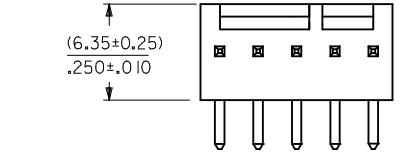


	13	12	11	10	9	8	7	6	5	4	3	2	1
J	28	(71.12 / 70.61) 2.800 / 2.780	(68.58 ± 0.25) 2.700 ± .010	4 , 5 24 , 25									
	27	(68.58 / 68.07) 2.700 / 2.680	(66.04 ± 0.25) 2.600 ± .010	4 , 5 24 , 25									
	26	(66.04 / 65.53) 2.600 / 2.580	(63.50 ± 0.25) 2.500 ± .010	4 , 5 20 , 21									
	25	(63.50 / 62.99) 2.500 / 2.480	(60.96 ± 0.25) 2.400 ± .010	4 , 5 20 , 21									
I	24	(60.96 / 60.45) 2.400 / 2.380	(58.42 ± 0.25) 2.300 ± .010	4 , 5 20 , 21									
	23	(58.42 / 57.96) 2.300 / 2.282	(55.88 ± 0.23) 2.200 ± .009	4 , 5 20 , 21									
	22	(55.88 / 55.42) 2.200 / 2.182	(53.34 ± 0.23) 2.100 ± .009	4 , 5 16 , 17									
	21	(53.34 / 52.88) 2.100 / 2.082	(50.80 ± 0.23) 2.000 ± .009	4 , 5 16 , 17									
H	20	(50.80 / 50.34) 2.000 / 1.982	(48.26 ± 0.23) 1.900 ± .009	4 , 5 16 , 17									
	19	(48.26 / 47.80) 1.900 / 1.882	(45.72 ± 0.23) 1.800 ± .009	4 , 5 16 , 17									
	18	(45.72 / 45.31) 1.800 / 1.784	(43.18 ± 0.20) 1.700 ± .008	4 , 5 12 , 13									
G	17	(43.18 / 42.77) 1.700 / 1.684	(40.64 ± 0.20) 1.600 ± .008	4 , 5 12 , 13									
	16	(40.64 / 40.23) 1.600 / 1.584	(38.10 ± 0.20) 1.500 ± .008	4 , 5 12 , 13									
	15	(38.10 / 37.69) 1.500 / 1.484	(35.56 ± 0.20) 1.400 ± .008	4 , 5 12 , 13									
F	14	(35.56 / 35.20) 1.400 / 1.386	(33.02 ± 0.18) 1.300 ± .007	4 , 5 8 , 9									
	13	(33.02 / 32.66) 1.300 / 1.286	(30.48 ± 0.18) 1.200 ± .007	4 , 5 8 , 9									
	12	(30.48 / 30.12) 1.200 / 1.186	(27.94 ± 0.18) 1.100 ± .007	4 , 5 8 , 9									
E	11	(27.94 / 27.58) 1.100 / 1.086	(25.40 ± 0.18) 1.000 ± .007	4 , 5 8 , 9									
	10	(25.40 / 25.04) 1.000 / .986	(22.86 ± 0.15) .900 ± .006	4 , 5									
	9	(22.86 / 22.50) .900 / .886	(20.32 ± 0.15) .800 ± .006	4 , 5									
D	8	(20.32 / 19.96) .800 / .786	(17.78 ± 0.15) .700 ± .006	4 , 5									
	7	(17.78 / 17.42) .700 / .686	(15.24 ± 0.13) .600 ± .005	4 , 5									
	6	(15.24 / 14.88) .600 / .586	(12.70 ± 0.13) .500 ± .005	4 , 5									
	5	(12.70 / 12.40) .500 / .488	(10.16 ± 0.13) .400 ± .005	NONE									
C	4	(10.16 / 9.86) .400 / .388	(7.62 ± 0.13) .300 ± .005	NONE									
	3	(7.62 / 7.32) .300 / .288	(5.08 ± 0.10) .200 ± .004	NONE									
	2	(5.08 / 4.78) .200 / .188	(2.54 ± 0.05) .100 ± .002	NONE									



CTKT. #1, REF SEE NOTE 7

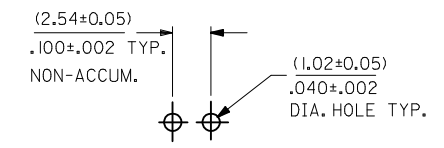
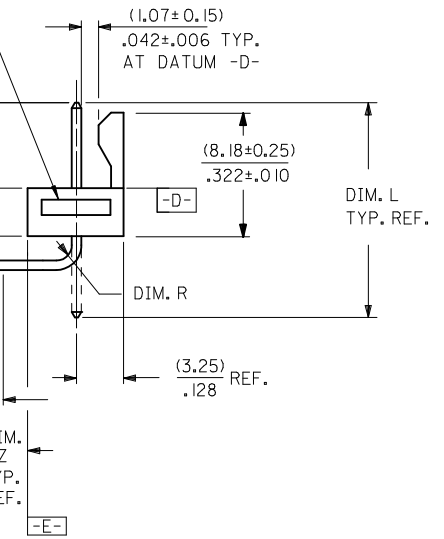
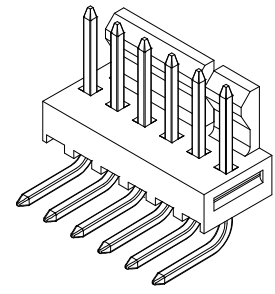
SLOTS LOCATED BETWEEN CIRCUITS (SEE CHART)

CENTERLINE OF PIN IN AREA SHOWN NOT TO VARY FROM CENTERLINE OF PIN AT DATUM -D- BY MORE THAN (0.20)/.008 IN ANY DIRECTION

GROOVE MAY BE PRESENT ON 2-6 CIRCUIT PARTS (BOTH SIDES).

CENTERLINE OF PIN IN AREA SHOWN NOT TO VARY FROM CENTERLINE OF PIN AT DATUM -E- BY MORE THAN (0.13)/.005 IN ANY DIRECTION

SECONDARY OPERATIONS	
CODE	PACKAGE
BLANK	BULK PK-7478-001
T	TUBE PER PK-44743-001



RECOMMENDED P.C. BOARD HOLE LAYOUT

NOTES:

- MATERIAL: NYLON, UL94V-0, COLOR: WHITE
- FINISH:
 - (102) - OVERALL TIN: (0.00508)/.000200 MIN., OVERALL COPPER UNDERPLATE: (0.00254)/.000100 MIN.
 - (154) - OVERALL TIN: (0.00254)/.000100 MIN., OVERALL NICKEL UNDERPLATE: (0.00127)/.000050 MIN.
 - (501) - OVERALL GOLD: (0.00051)/.000020 MIN., OVERALL NICKEL UNDERPLATE: (0.00076)/.000030 MIN.
 - (503) - OVERALL GOLD: (0.00076)/.000030 MIN., OVERALL NICKEL UNDERPLATE: (0.00127)/.000050 MIN.
 - (531) - OVERALL GOLD: (0.00038)/.000015 MIN., OVERALL NICKEL UNDERPLATE: (0.00076)/.000030 MIN.
- PARTS CONFORM TO PRODUCT SPECIFICATION PS-10-07.
- PACKAGING INFORMATION: SEE LEGEND.
- PARTS ARE STACKABLE END TO END ON (2.54)/.100 CENTERS.
- PIN PUSH OUT FORCE: 2 LBS. MIN.
- CIRCUIT ONE DESIGNATION IS USED TO DEFINE VOID LOCATION. CIRCUIT ONE MAY OR MAY NOT LINE UP WITH CIRCUIT ONE ON THE MATING HOUSING.
- THIS PART CONFORMS TO CLASS B REQUIREMENTS OF COSMETIC SPECIFICATION PS-45499-002.

A-7478-N***
NO. OF CKTS.
VERSION LETTER CHANGES WHEN PIN NO. OR PRESS DIM. CHANGES

PLATING SEE NOTE 2

7	Y4
6	W1
5	Y8
4	Y7
3	Y9
2	Y9
1	Z
SHT	REV

ADD GROOVE	EC NO: UCP2009-0785	2008/12/29	QUALITY SYMBOLS
DRWN:MKIPPER	2009/01/30	2009/01/30	▽=0
CHKD:SSOUSEK	2009/01/30	2009/01/30	▽=0
APPR:FSMITH	2009/01/30	2009/01/30	
REV			

GENERAL TOLERANCES (UNLESS SPECIFIED)	
	MM/IN
4 PLACES ± ---	± ---
3 PLACES ± ---	± .010
2 PLACES ± 0.25	± .015
1 PLACE ± 0.38	± ---
ANGULAR ± 1/2°	
DRAFT WHERE APPLICABLE MUST REMAIN WITHIN DIMENSIONS	

DIMENSION STYLE		SCALE	DESIGN UNITS	THIRD ANGLE PROJECTION
MM/IN		4:1	INCH	
DRAWN BY	DATE	TITLE		
GUZIC	1987/07/30	FRICTION LOCK HEADER ASY		
CHECKED BY	DATE	.100 CL BENT SQ PINS		
PATEL	1987/07/30	7478 SERIES DWG		
APPROVED BY	DATE	MOLEX INCORPORATED		
LENZ	1987/07/30	DOCUMENT NO. SDA-7478		
MATERIAL NO.	SEE CHART	SHEET NO. 1 OF 7		

THIS DRAWING CONTAINS INFORMATION THAT IS PROPRIETARY TO MOLEX INCORPORATED AND SHOULD NOT BE USED WITHOUT WRITTEN PERMISSION

	13	12	11	10	9	8	7	6	5	4	3	2	1				
J	ENG. NO.	PIN NO.	DIM. L	DIM. X	DIM. Z	DIM. Y	DIM. W	DIM. R	ENG. NO.	PIN NO.	DIM. L	DIM. X	DIM. Z	DIM. Y	DIM. W	DIM. T	J
I	A-7478-NA102	2766-41(I102)	(18.69) .736	(6.60) .260	(3.58) .141	(3.05) .120	90°	(1.17) .046									I
	A-7478-NA50I	2766-41(I50I)	(18.69) .736	(6.60) .260	(3.58) .141	(3.05) .120	90°	(1.17) .046									
	A-7478-NA50IT	2766-41(I50IT)	(18.69) .736	(6.60) .260	(3.58) .141	(3.05) .120	90°	(1.17) .046									
	A-7478-NA102T	2766-41(I102T)	(18.69) .736	(6.60) .260	(3.58) .141	(3.05) .120	90°	(1.17) .046									
H																	H
G																	G
F																	F
E																	E
D																	D
C																	C

ADD A-7478-NA102T EC NO: UCP2006-1815 DRW:ADERR 2006/02/06 CHKD:AEI/HAG 2006/02/06 APPR:FSM/TH 2006/02/09 Y9	QUALITY SYMBOLS 	GENERAL TOLERANCES (UNLESS SPECIFIED)		DIMENSION STYLE IN/MM		SCALE ---	DESIGN UNITS INCH	THIRD ANGLE PROJECTION				
		4 PLACES ± --- ± ---	3 PLACES ± --- ± ---	2 PLACES ± --- ± ---	1 PLACE ± --- ± ---	ANGULAR ± --- °	DRAWN BY GUZIK	DATE 1987/07/10	CHECKED BY PATEL	DATE 1987/07/10	APPROVED BY LENZ	DATE 1987/07/10
		DRAFT WHERE APPLICABLE MUST REMAIN WITHIN DIMENSIONS		SEE CHART		MATERIAL NO. SDA-7478		DOCUMENT NO. SDA-7478		SHEET NO. 2 OF 7		
		THIS DRAWING CONTAINS INFORMATION THAT IS PROPRIETARY TO MOLEX INCORPORATED AND SHOULD NOT BE USED WITHOUT WRITTEN PERMISSION										

	13	12	11	10	9	8	7	6	5	4	3	2	1	
	A-7478-NA102		A-7478-NA501		A-7478-NA501T		A-7478-NA102T							
J	PART NO.	ENG. NO.	PART NO.	ENG. NO.	PART NO.	ENG. NO.	PART NO.	ENG. NO.	PART NO.	ENG. NO.	PART NO.	ENG. NO.	PART NO.	ENG. NO.
	22-05-3021	* A-7478-2A102	22-12-2024	* A-7478-2A501	50-29-1710	A-7478-2A501T	50-34-8500	A-7478-2A102T						
	22-05-3031	* A-7478-3A102	22-12-2034	* A-7478-3A501	50-29-1711	A-7478-3A501T	50-34-8501	A-7478-3A102T						
	22-05-3041	* A-7478-4A102	22-12-2044	* A-7478-4A501	50-29-1705	A-7478-4A501T	50-34-8502	A-7478-4A102T						
I	22-05-3051	* A-7478-5A102	22-12-2054	* A-7478-5A501	50-29-1712	A-7478-5A501T								
	22-05-3061	* A-7478-6A102	22-12-2064	* A-7478-6A501	50-29-1713	A-7478-6A501T								
	22-05-3071	* A-7478-7A102	22-12-2074	* A-7478-7A501	50-29-1714	A-7478-7A501T								
	22-05-3081	* A-7478-8A102	22-12-2084	* A-7478-8A501	50-29-1715	A-7478-8A501T								
	22-05-3091	* A-7478-9A102	22-12-2094	* A-7478-9A501	50-29-1716	A-7478-9A501T								
H	22-05-3101	* A-7478-10A102	22-12-2104	* A-7478-10A501	50-29-1717	A-7478-10A501T								
	22-05-3111	* A-7478-11A102	22-12-2114	* A-7478-11A501	50-29-1718	A-7478-11A501T								
	22-05-3121	* A-7478-12A102	22-12-2124	* A-7478-12A501	50-29-1719	A-7478-12A501T								
	22-05-3131	* A-7478-13A102	22-12-2134	* A-7478-13A501	50-29-1720	A-7478-13A501T								
	22-05-3141	* A-7478-14A102	22-12-2144	* A-7478-14A501	50-29-1721	A-7478-14A501T								
	22-05-3151	* A-7478-15A102	22-12-2154	* A-7478-15A501	50-29-1722	A-7478-15A501T								
G	22-05-3161	* A-7478-16A102	22-12-2164	* A-7478-16A501	50-29-1723	A-7478-16A501T								
	22-05-3171	* A-7478-17A102	22-12-2174	* A-7478-17A501	50-29-1724	A-7478-17A501T								
	22-05-3181	* A-7478-18A102	22-12-2184	* A-7478-18A501	50-29-1725	A-7478-18A501T								
	22-05-3191	* A-7478-19A102	22-12-2194	* A-7478-19A501	50-29-1726	A-7478-19A501T								
	22-05-3201	* A-7478-20A102	22-12-2204	* A-7478-20A501	50-29-1727	A-7478-20A501T								
	22-05-3211	* A-7478-21A102	22-12-2214	* A-7478-21A501	50-29-1728	A-7478-21A501T								
F	22-05-3221	* A-7478-22A102	22-12-2224	* A-7478-22A501	50-29-1729	A-7478-22A501T								
	22-05-3231	* A-7478-23A102	22-12-2234	* A-7478-23A501	50-29-1730	A-7478-23A501T								
	22-05-3241	* A-7478-24A102	22-12-2244	* A-7478-24A501	50-29-1731	A-7478-24A501T								
	22-05-3251	* A-7478-25A102	22-12-2254	* A-7478-25A501	50-29-1732	A-7478-25A501T								
	22-05-3261	* A-7478-26A102	22-12-2264	* A-7478-26A501	50-29-1733	A-7478-26A501T								
E	22-05-3271	* A-7478-27A102	22-12-2274	* A-7478-27A501	50-29-1734	A-7478-27A501T								
	22-05-3281	* A-7478-28A102	22-12-2284	* A-7478-28A501	50-29-1735	A-7478-28A501T								

D														
C														

ADD P/N'S FCC NO. UCP2006-1815 DRAWN/ADDER CHKD: AELHAG APPR: FSM TH Y9	DESCRIPTION 2006/02/06 2006/02/06 2006/02/09	QUALITY SYMBOLS	GENERAL TOLERANCES (UNLESS SPECIFIED)	DIMENSION STYLE	SCALE	DESIGN UNITS	THIRD ANGLE PROJECTION	
		$\nabla=0$ $\sphericalangle=0$	mm INCH 4 PLACES ± --- ± --- 3 PLACES ± --- ± --- 2 PLACES ± --- ± --- 1 PLACE ± --- ± --- ANGULAR ± --- °	IN/MM	---	INCH	DRAWN BY DATE GUZIK 1987/07/10 CHECKED BY DATE PATEL 1987/07/10 APPROVED BY DATE LENZ 1987/07/10	TITLE FRICTION LOCK HEADER ASY .100 CL BENT SQ PINS 7478 SERIES DWG.
		DRAFT WHERE APPLICABLE MUST REMAIN WITHIN DIMENSIONS	SEE CHART	MATERIAL NO. SDA-7478	DOCUMENT NO. SDA-7478	SHEET NO. 3 OF 7		
		THIS DRAWING CONTAINS INFORMATION THAT IS PROPRIETARY TO MOLEX INCORPORATED AND SHOULD NOT BE USED WITHOUT WRITTEN PERMISSION						