SF 7mmL, Low Impedance series

Low Impedance | Anti-Solvent Feature

- Low impedance over wide temperature range of −55~+105℃, with 7mm height.

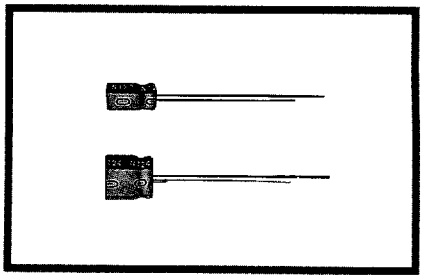

SF | Low Impedance | ST ㊷

■Specifications

Item	Performance Characteristics
Operating Temperature Range	−55~+105℃
Voltage Range	6.3~35V
Capacitance Range	6.8~220 μF
Capacitance Tolerance	±20% (120Hz, 20℃)
Leakage Current	After 2 minutes' application of rated voltage, leakage current is not more than 0.01 CV or 3 (μA), whichever is greater.
tan δ	Measurement frequency : 120Hz, Temperature : 20℃

Rated voltage (V)	6.3	10	16	25	35
tan δ (MAX.)	0.18	0.16	0.14	0.12	0.12

Stability at Low Temperature — Measurement frequency : 120Hz

Rated voltage (V)		6.3	10	16	25	35
Impedance ratio ZT/Z20 (MAX.)	Z−25℃/Z+20℃	2	2	2	2	2
	Z−55℃/Z+20℃	3	3	3	3	3

Load Life — After 1000 hours' application of rated voltage at 105℃, capacitors meet the characteristics requirements listed at right.

Capacitance change	Within ±20% of initial value
tan δ	200% or less of initial specified value
Leakage current	Initial specified value or less

Shelf Life	After leaving capacitors under no load at 105℃ for 1000 hours, they meet the specified value for load life characteristics listed above.
Marking	Printed with white color letter on dark brown sleeve.
Applicable Standards	JIS C-5141 and JIS C-5102.

■Radial Lead Type

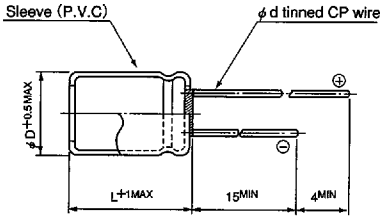

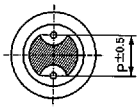

φD	4	5	6.3	8
P	1.5	2.0	2.5	3.5
φd	0.45	0.45	0.45	0.5

Type numbering system (Example : 10V 33 μF)

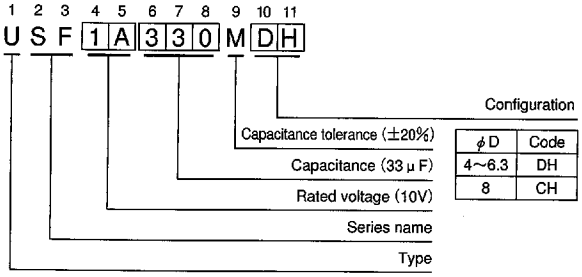

φD	Code
4~6.3	DH
8	CH

■Dimensions

D×L(mm)

Cap. (μF) \ V	Code	6.3			10			16			25			35		
		0J			1A			1C			1E			1V		
6.8	6R8													4×7	3.3	70
10	100										4×7	3.3	70	5×7	1.7	110
15	150							4×7	3.3	70	5×7	1.7	110	6.3×7	0.8	160
22	220				4×7	3.3	70	5×7	1.7	110	5×7	1.7	110	6.3×7	0.8	160
33	330	5×7	1.7	110	5×7	1.7	110	6.3×7	0.8	160	6.3×7	0.8	160	8×7	0.5	200
47	470	5×7	1.7	110	6.3×7	0.8	160	6.3×7	0.8	160	8×7	0.5	200			
68	680	6.3×7	0.8	160	6.3×7	0.8	160	8×7	0.5	200	8×7	0.5	200			
100	101	6.3×7	0.8	160	8×7	0.5	200	8×7	0.5	200						
150	151	8×7	0.5	200	8×7	0.5	200							Case size	Impedance	Allowable ripple
220	221	8×7	0.5	200												

Case size D×L (mm)
Max. Impedance (Ω) at 20℃ 100kHz
Allowable Ripple (mA rms) at 105℃ 100kHz