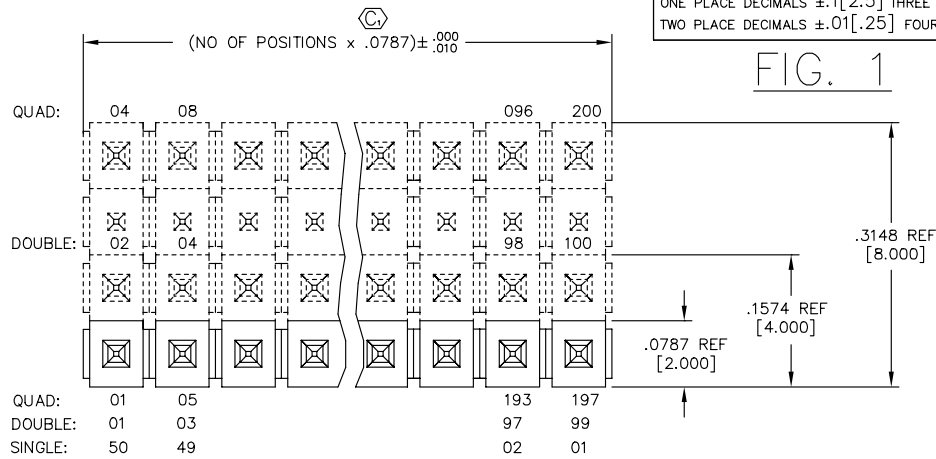


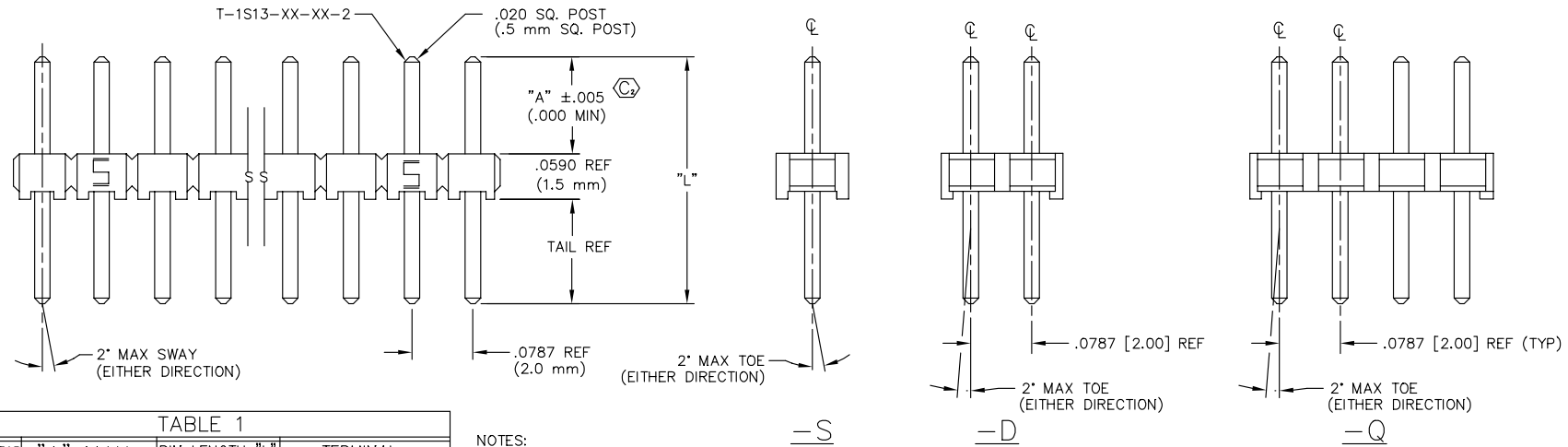
UNLESS OTHERWISE NOTED
 DIMENSIONS ARE IN INCHES TOLERANCES ARE:
 ONE PLACE DECIMALS ±.1[2.5] THREE PLACE DECIMALS ± .005 [.13]
 TWO PLACE DECIMALS ±.01[.25] FOUR PLACE DECIMALS ±.0020[.05]
 ANGLES ± 2°

TITLE: 2mm TERMINAL STRIP ASSEMBLY
 DWG NO: MTMM-1XX-XX-XX-X-XXX-XX-XXX
 SHEET 1 OF 2



MTMM-1XX-XX-XX-X-XXX-XX-XXX
 NO. OF POSITIONS -01 THRU -50
 TERMINAL SPEC LEAD STYLE (SEE TABLE 1)
 OPTION POLARIZATION SPECIFY POS -XXX TO BE OMITTED
 ** -MW: METAL WASHER (-D & -Q BODY SPECS ONLY) (SEE FIG. 2, SHT. 2) (30 POS PER ROW MAX, TAIL MUST BE .090-.300)
 POST HEIGHT XXX = "A" (SEE TABLE 1)
 BODY SPECIFICATION
 -S: SINGLE (TMM-50-S)
 -D: DOUBLE (TMM-50-D)
 -Q: QUAD (TMM-50-Q)
 PLATING SPECIFICATION
 -G: GOLD (USE T-1S13-XX-G-2)
 -T: TIN (USE T-1S13-XX-T-2)
 -S: HEAVY SELECTIVE GOLD (USE T-1S13-XX-S-2)
 -L: LIGHT SELECTIVE GOLD (USE T-1S13-XX-L-2)
 -F: FLASH SELECTIVE GOLD (USE T-1S13-XX-F-2)
 -H: HEAVY GOLD (USE T-1S13-XX-H-2)
 -SM: HEAVY GOLD SELECTIVE, MATTE TIN TAIL (USE T-1S13-XX-S-2)
 -TM: MATTE TIN (USE T-1S13-XX-T-2)
 -LM: LIGHT GOLD SELECTIVE, MATTE TIN TAIL (USE T-1S13-XX-L-2)
 -FM: FLASH GOLD SELECTIVE, MATTE TIN TAIL (USE T-1S13-XX-F-2)

**** - MW OPTION, DO NOT DESIGN IN. SAMTEC WILL ONLY SUPPORT EXISTING BUSINESS 2/08/02.**



LEAD STYLE	"A" MAX.	PIN LENGTH "L"	TERMINAL
-02	.1960 [4.98]	.255 [6.48]	T-1S13-04-XX-2
-03	.2430 [6.17]	.302 [7.67]	T-1S13-07-XX-2
-04	.2640 [6.71]	.323 [8.20]	T-1S13-20-XX-2
-05	.3180 [8.08]	.377 [9.58]	T-1S13-02-XX-2
-06	.3380 [8.59]	.397 [10.08]	T-1S13-05-XX-2
-07	.3970 [10.08]	.456 [11.58]	T-1S13-13-XX-2
-08	.4170 [10.59]	.476 [12.09]	T-1S13-08-XX-2
-09	.4760 [12.09]	.535 [13.59]	T-1S13-03-XX-2
-10	.4960 [12.60]	.555 [14.10]	T-1S13-06-XX-2
-11	.5350 [13.59]	.594 [15.09]	T-1S13-09-XX-2
-12	.5550 [14.10]	.614 [15.60]	T-1S13-14-XX-2
-13	.6140 [15.60]	.673 [17.09]	T-1S13-10-XX-2
-14	.6920 [17.58]	.751 [19.07]	T-1S13-11-XX-2
-15	.7710 [19.58]	.830 [21.08]	T-1S13-12-XX-2

- NOTES:
 1. MAX ALLOWABLE BOW: .005 IN/IN AFTER ASSEMBLY.
 2. MAX PIN ROTATION IN BODY: 2°
 3. PUSHOUT FORCE SHALL BE 1 lb MIN.
 4. Ⓢ REPRESENTS A CRITICAL DIMENSION FOR STATISTICAL PROCESS CONTROL USE.
 5. NOTE DELETED
 6. CUT PARTS WITH METAL WASHERS TOWARD OPERATOR ALLOWING FLASH TO BE ON POST AWAY FROM CRITICAL AREA (METAL WASHERS).
 7. ORIENTATE PINS TO PREVENT BANDOLIER MARKS FROM SHOWING IN THE POST AREA. (SEE TABLE 3)

PLOT SCALE 1=.125/ DIMSCALE: 1=.100

PROPRIETARY NOTE
 THIS DOCUMENT CONTAINS INFORMATION CONFIDENTIAL AND PROPRIETARY TO SAMTEC INC. AND SHALL NOT BE REPRODUCED OR TRANSFERRED TO OTHER DOCUMENTS OR DISCLOSED TO OTHERS OR USED FOR ANY PURPOSE OTHER THAN THAT FOR WHICH IT WAS OBTAINED WITHOUT THE EXPRESSED WRITTEN CONSENT OF SAMTEC INC.

MATERIAL:
 BODIES: LCP
 COLOR: BLACK
 TERMINALS: PHOSPHOR BRONZE



EXISPROD\ASSEMBLY\2MM MTMM-ASM
 520 PARK EAST BLVD. NEW ALBANY, INDIANA 47150
 PHONE (812) 944-6733 P.O. BOX 1147
 CODE 55322

MADE BY: REIDINGER 12-1-93

MTMM-1XX-XX-XX-X-XXX-XX-XXX
 SHEET 1 OF 2

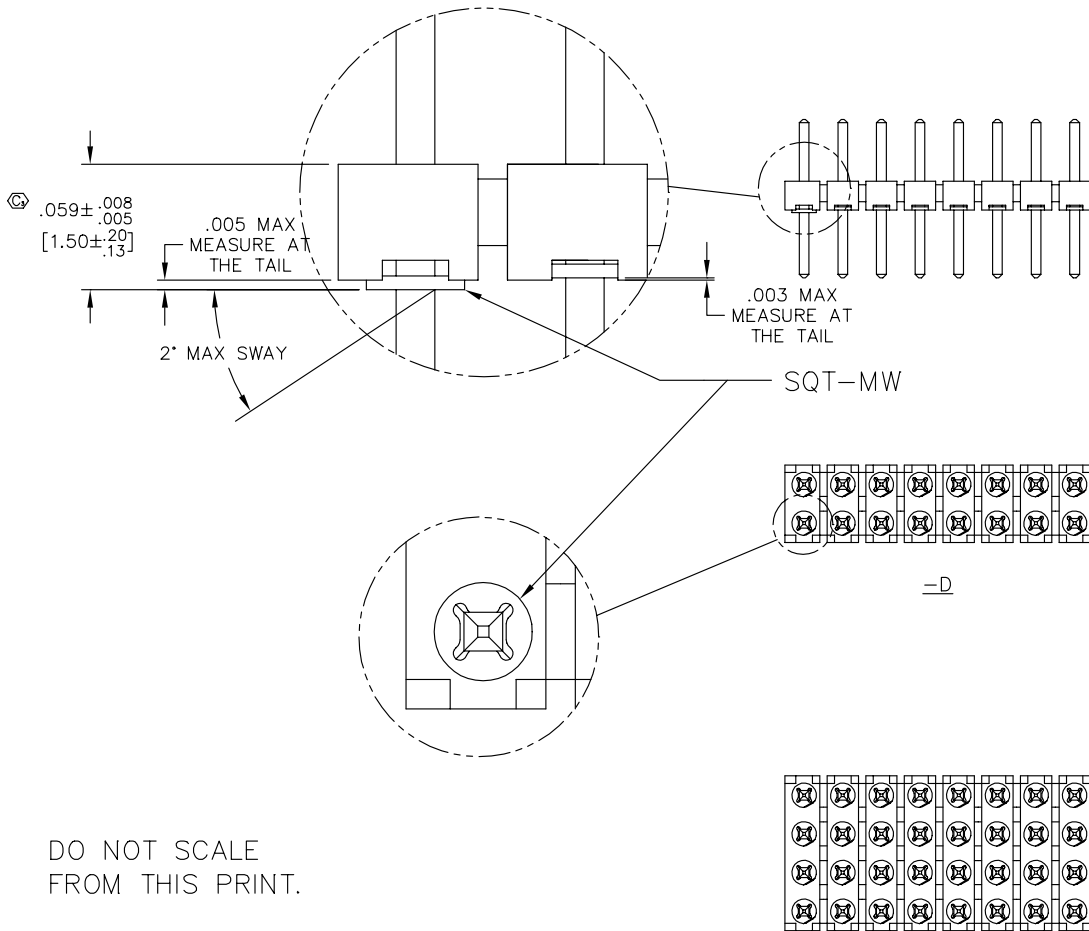
"A" MAX = "L" - .059 (BODY) TAIL CAN BE .000

REV. AB

FIG. 2

** -MW: METAL WASHER
(ONE PER POSITION)
(-D & -Q BODY SPECS ONLY)
(SEE NOTE 6 ON SHEET 1)

** - MW OPTION, DO NOT DESIGN IN. SAMTEC WILL
ONLY SUPPORT EXISTING BUSINESS 2/08/02.

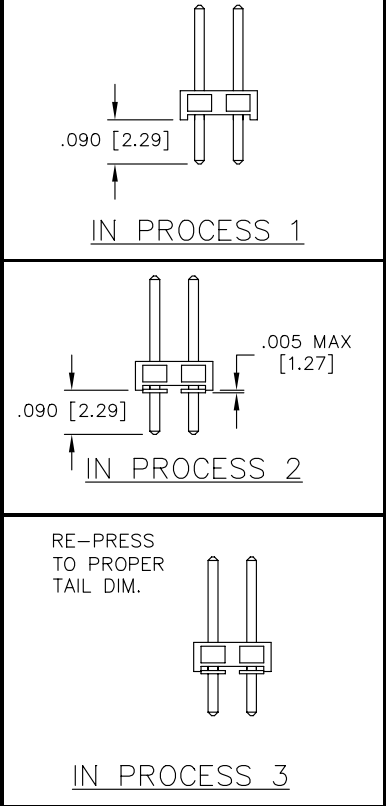


DO NOT SCALE
FROM THIS PRINT.

UNLESS OTHERWISE NOTED		TOLERANCES ARE:
ONE PLACE DECIMALS ±.1[2.5]	THREE PLACE DECIMALS ± .005 [.13]	ANGLES ± 2°
TWO PLACE DECIMALS ±.01[.25]	FOUR PLACE DECIMALS ±.0020[.05]	

TITLE: 2mm
TERMINAL STRIP
ASSEMBLY

DWG NO:
MTMM-1XX-XX-XX-X-XXX-XX-XXX
SHEET 2 OF 2



PACKAGING TABLE 2 FOR -MW OPTION ONLY

BODY SPECIFICATION	LEAD STYLE	PKG TUBE	TUBE PLUG
-D	-02, -03, -04, -05, -06	PT-1-24-02-17	TP-24
	-07, -08, -09, -10	PT-1-24-03-75	TP-03
	-11, 12, 13, -14	PT-1-24-02-48	TP-03
	-15	PT-1-24-02-47	TP-03
-Q	-02, -03, -04, -05, -06	PT-1-24-02-17	TP-03
	-07, -08, -09	PT-1-24-01-40	TP-24
	-10, -11	PT-1-24-02-29	TP-24
	-12, -13, -14, -15	PT-1-24-02-51	TP-07

PROPRIETARY NOTE
THIS DOCUMENT CONTAINS INFORMATION
CONFIDENTIAL AND PROPRIETARY TO
SAMTEC INC. AND SHALL NOT BE
REPRODUCED OR TRANSMITTED TO
OTHER DOCUMENTS OR DISCLOSED TO
OTHERS OR USED FOR ANY PURPOSE
OTHER THAN THAT FOR WHICH IT WAS
OBTAINED WITHOUT THE EXPRESSED
WRITTEN CONSENT OF SAMTEC INC.

MISC\MRKT
MTMMASM2

520 PARK EAST BLVD. NEW ALBANY, INDIANA 47150
PHONE (812) 944-6733 P.O. BOX 1147
CODE 55322

MADE BY:
M. CARTER 7-10-98

MTMM-1XX-XX-XX-X-XXX-XX-XXX
SHEET 2 OF 2

PLOT SCALE 1=2