




(1,27 mm) .050"

TFM, TFML SERIES



# SMT & THROUGH-HOLE HEADER

## SPECIFICATIONS

For complete specifications and recommended PCB layouts see [www.samtec.com?TFM](http://www.samtec.com?TFM) or [www.samtec.com?TFML](http://www.samtec.com?TFML)

**Insulator Material:** Black Liquid Crystal Polymer  
**Terminal Material:** Phosphor Bronze  
**Plating:** Au or Sn over 50µ" (1,27 µm) Ni  
**Voltage Rating:** 250 VAC mated with SFM  
**Operating Temp Range:** -55°C to +125°C  
**RoHS Compliant:** Yes

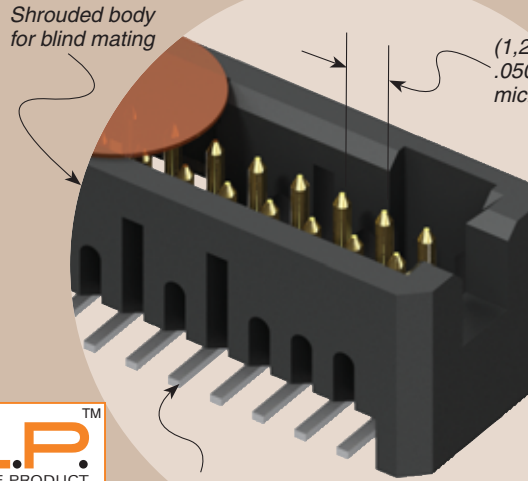


**TFM Mates with:** SFM, SFMC, SFSD

**TFML Mates with:** SFML

**TFM-DH Mates with:** SFM (-DH), SFMC, SFSDX (-S, -D, -SR, -DR)

Shrouded body for blind mating

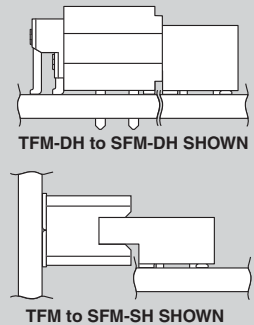


(1,27 mm x 1,27 mm) .050" x .050" micro pitch

Surface mount or Through-hole tails



## APPLICATIONS



CURRENT RATING (PER CONTACT)	
AMBIENT TEMP	TFM/SFM
20°C	5A
40°C	4.5A
60°C	3.9A
95°C	2.6A

6 POSITIONS (2x3) POWERED

**Processing:** Lead-Free Solderable: Yes  
**SMT Lead Coplanarity:** (0,10 mm) .004" max (05-25) (0,15 mm) .006" max (30-50)

## MATED HEIGHT

LEAD STYLE		MATED HEIGHT*
TFM	SFM	
-02	-02	(6,35) .250
-12		(8,13) .320
-22		(9,91) .390
-32		(11,81) .465
LEAD STYLE		MATED HEIGHT*
TFM	SFM	
-01	-01	(5,97) .235
-03		(5,97) .235
-11		(7,75) .305
-13		(7,75) .305
-21		(9,53) .375
-31		(9,53) .375
		(11,43) .450

\*Processing conditions will affect mated height.

## COST-SAVING APPLICATIONS

See TFC Series for lower cost plating options.

**Note:** Some sizes, styles and options are non-standard, non-returnable.

TYPE STRIP

1

NO. PINS PER ROW

04, 06, 08 (TFM & -01 only)  
 05, 07, 10, 15, 20, 25, 30, 35, 40, 45, 50 (Call Samtec for other sizes)

LEAD STYLE

Specify LEAD STYLE from chart

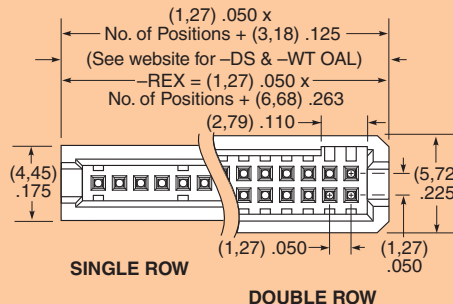
PLATING OPTION

-L = 15µ" (0,38 µm) Gold on post, Matte Tin on tail (Call Samtec for E.L.P. plating option)

**Note:** Other Gold plating options available. Contact Samtec.

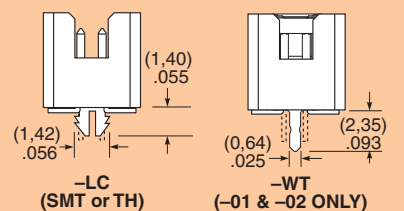
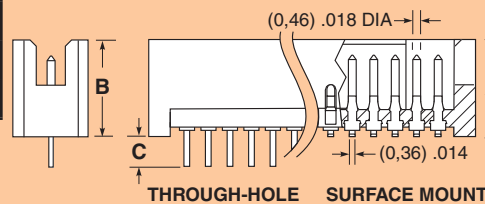
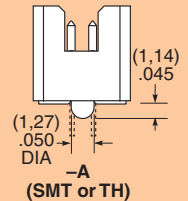
LEAD STYLE (T/H)	B	C
-01	(5,59) .220	(1,97) .078
-03*	(5,59) .220	(2,77) .109
-11*	(7,37) .290	(1,97) .078
-13*	(7,37) .290	(2,77) .109
-21*	(9,14) .360	(1,97) .078
-23*	(9,14) .360	(2,77) .109
-31*	(11,05) .435	(1,97) .078

\* N/A with 07 or -S row option





LEAD STYLE (SMT)	A
-02	(5,72) .225
-12*	(7,49) .295
-22*	(9,27) .365
-32*	(11,18) .440

\* N/A with 07, -DH or -S row option



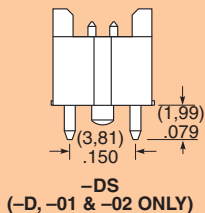
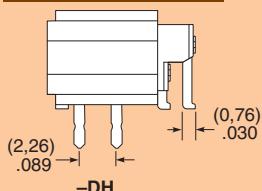
Due to technical progress, all designs, specifications and components are subject to change without notice.

WWW.SAMTEC.COM



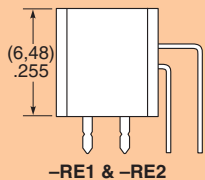
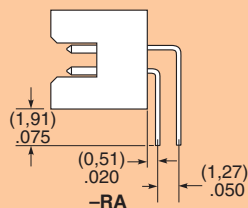
**ROW OPTION**

- S**  
= Single Row (TFM only)
- D**  
= Double Row
- DH**  
= Double Horizontal (TFM lead style -02 only) (05 thru 50 positions only) (-WT standard; -TR option only available)



**OPTION**

- Specify only -RA, -RE1 or -RE2
- RA**  
= Right Angle (Lead style -01 only)
- RE1**  
= Right Angle Elevated for (1,58 mm) .062" PCB (Requires TFM lead style -01, -D row and -WT)
- RE2**  
= Right Angle Elevated for (2,36 mm) .093" PCB (Requires TFM lead style -01, -D row and -WT)



- Specify only -A, -LC, -DS or -WT  
Not available with -RA, -RE1 and -RE2 unless otherwise noted.
- A**  
= Alignment Pin
- LC**  
= Locking Clip (Manual Placement required)
- DS**  
= Dual Screw Down for (1,60 mm) .062" PCB (05, 07, 10, 15, 20, 25, 30, 35, 40 positions only) (TFM lead styles -01 and -02 only) (Requires -D row option) (Mates with SFM-DS option and SFSD/SFSDT -SS and -DS option only)
- WT**  
= Weld Tab (TFM lead styles -01 and -02 only) (Required callout for -RE1 & -RE2) (Standard with -DH) (Mates to SFSS/SFSD -SR and -DR option only) (05, 07, 10, 15, 20, 25, 30, 35, 40, 45, 50 positions only)

- SMT lead styles only  
Specify only -K or -P
- K**  
= Polyimide Film Pick & Place Pad
- P**  
= Plastic Pick & Place Pad (5 positions minimum)
- Specify -TR last
- TR**  
= Tape & Reel (Not available with -DS)

**APPLICATION SPECIFIC OPTION**

Solder nail option available. Call Samtec.

Due to technical progress, all designs, specifications and components are subject to change without notice.

[WWW.SAMTEC.COM](http://WWW.SAMTEC.COM)