


(2,54 mm) .100"

ELEVATED SOCKET



ESW, ESQ SERIES

Mates with:
TSW, MTSW, EW,
MTLW, TSS, ZSS, TSM,
DW, ZW, HW, TSSH, HTSS

SPECIFICATIONS

For complete specifications see www.samtec.com?ESW or www.samtec.com?ESQ

Insulator Material:
Black Glass Filled Polyester
Contact Material:
Phosphor Bronze
Plating:
Au or Sn over
50µ" (1,27 µm) Ni
Current Rating (ESW/TSW):
5.2 A per pin
(1 pin powered per row)
Current Rating (ESQ/TSW):
5.7 A per pin
(1 pin powered per row)
Voltage Rating:
550 VAC mated with
TSW or ESQ

Operating Temp Range:
-55°C to +125°C with Gold
-55°C to +105°C with Tin
Contact Resistance:
10 mΩ

Insertion Depth:
(3,68 mm) .145" to
(6,35 mm) .250"

Insertion Force:
(Single contact only)
Standard = 6 oz (1,67 N) avg.
(0,64 mm) .025" SQ pin);
ESW Low Insertion Force=
3 oz (0,83 N) avg.
ESQ Low Insertion Force=
3.3 oz (0,92 N) avg.

Normal Force:
Standard = 125 grams (4,4 N)
Withdrawal Force:
(Single contact only)
Standard = 5 oz (1,39 N) avg.
(0,64 mm) .025" SQ pin);
ESW Low Insertion Force=
2.6 oz (0,72 N) avg.
ESQ Low Insertion Force=
2.9 oz (0,81 N) avg.

Max Cycles:
100 with 10µ" (0,25 µm) Au
RoHS Compliant:
Yes
Lead-Free Solderable:
Wave only

RECOGNITIONS

For complete scope of recognitions see www.samtec.com/quality

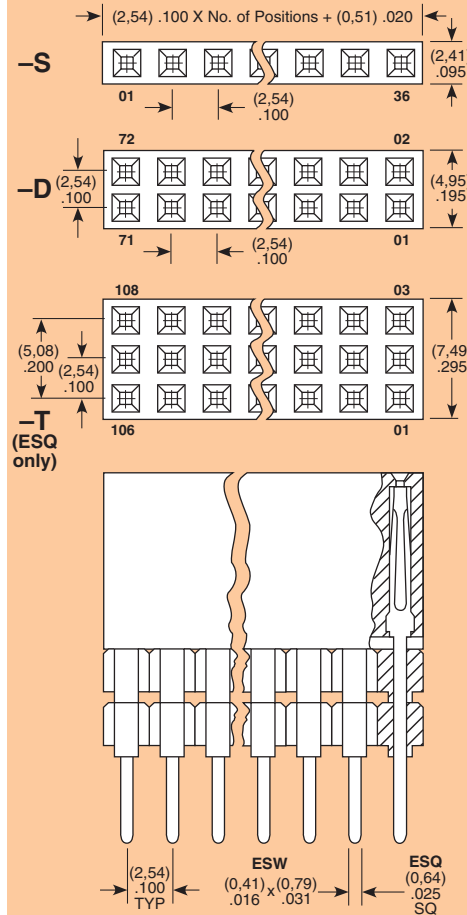


Note: Some lengths, styles and options are non-standard, non-returnable.

TYPE STRIP	1	NO. PINS PER ROW	LEAD STYLE	PLATING OPTION	ROW OPTION	OTHER OPTION
ESW = Solder Tail ESQ = Square Tail		ALSO AVAILABLE (MOQ Required) • Other platings Contact Samtec.	-L = 10µ" (0,25 µm) Gold contact, Matte Tin on tail -G = 20µ" (0,51 µm) Gold contact, Gold Flash on Balance -T = Matte Tin (N/A w/LIF contact)	-S = Single Row -D = Double Row -T = Triple Row (ESQ only)	-LL = Locking Lead Two leads per strip crimped. N/A with single row 1 or 2 positions.	"XXX" = Polarized




01 thru 36



Specify LEAD STYLE from chart below.

STANDARD INSERTION FORCE	LOW INSERTION FORCE	A	B
- 12	- 37	(2,29) .090	(11,05) .435
- 13	- 38	(7,36) .290	
- 23	- 48	(4,83) .190	(13,59) .535
- 33	- 58	(2,29) .090	(16,13) .635
- 14	- 39	(12,19) .480	(11,05) .435
- 24	- 49	(9,65) .380	(13,59) .535
- 34	- 59	(7,11) .280	(16,13) .635
- 44	- 69	(4,57) .180	(18,67) .735

APPLICATIONS



PC/104™ J1/P1 "Stackthrough" Connectors	
Standard Insertion Force	ESQ-132-14-G-D
Low Insertion Force	ESQ-132-39-G-D
PC/104™ J1 "Non-Stackthrough" Connectors	
Standard Insertion Force	ESQ-132-12-G-D
Low Insertion Force	ESQ-132-37-G-D
PC/104™ J2/P2 "Stackthrough" Connectors	
Standard Insertion Force	ESQ-120-14-G-D
Low Insertion Force	ESQ-120-39-G-D

PC/104 is a trademark of the PC/104 Consortium.

Due to technical progress, all designs, specifications and components are subject to change without notice.

WWW.SAMTEC.COM