Features:

- Provides good stability for high power
- Available in non-inductive
- Resistant to moisture, solvent and insulation
- Flame retardant material



Electrical Specifications			
Type / Code	Power Rating (Watts) @ 25ºC	Ohmic (Ω) Range and Tolerance 1%, 5%, 10%	
		Standard (MHL)	Non-inductive (NMHL)
MHL60 / NMHL60	60	0.1 - 10K	0.1 - 2.5K
MHL80 / NMHL80	80	0.1 - 10K	0.2 - 3K
MHL100 / NMHL100	100	0.1 - 10K	0.2 - 4K
MHL120 / NMHL120	120	0.15 - 15K	0.2 - 5K
MHL150 / NMHL150	150	0.15 - 15K	0.2 - 6K
MHL200 / NMHL200	200	0.3 - 15K	0.2 - 7K
MHL300 / NMHL300	300	0.5 - 30K	0.5 - 8K
MHL400 / NMHL400	400	0.5 - 30K	0.5 - 10K
MHL500 / NMHL500	500	0.5 - 30K	0.5 - 12K
MHL800 / NMHL800	800	1 - 50K	0.5 - 12K
MHL1000 / NMHL1000	1,000	1 - 100K	1 - 15K

Short Time Overload Rating									
Load Time (s)	5	10	30	60	180	300	600	900	1800
Max. Amps Rated Load (%)	400	350	250	200	140	120	110	105	100

Note: Max. change in resistance ≤ ±5%

NEMA Standard ON-OFF Cycles (8 hours)							
Time Cycles	Seconds ON	5	10	15	15	15	15
	Seconds OFF	75	70	75	45	30	15
Max Amps Rated Load (%)		290	215	185	160	150	125

Note: Max. change in resistance ≤ ±5%

Lead Wire Conductor Cross-Section: Withstand Voltage			
Withstand Voltage	1.25mm2	2mm2	3.5mm2
2500 V	X	-	-
3000 V	X	X	X
3500 V	-	X	X

This specification may be changed at any time without prior notice.
Please confirm technical specifications before you order and/or use.

Mechanical Specifications

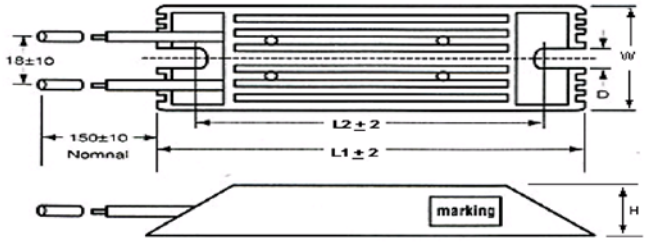

Type / Code	L1	L2	W	H	D	Unit
MHL60 / NMHL60	4.528 115.00	3.937 100.00	1.575 40.00	0.787 20.00	0.209 5.30	inches mm
MHL80 / NMHL80	5.512 140.00	4.921 125.00	1.575 40.00	0.787 20.00	0.209 5.30	inches mm
MHL100 / NMHL100	6.496 165.00	5.906 150.00	1.575 40.00	0.787 20.00	0.209 5.30	inches mm
MHL120 / NMHL120	7.480 190.00	6.890 175.00	1.575 40.00	0.787 20.00	0.209 5.30	inches mm
MHL150 / NMHL150	8.465 215.00	7.874 200.00	1.575 40.00	0.787 20.00	0.209 5.30	inches mm
MHL200 / NMHL200	6.496 165.00	5.906 150.00	2.362 60.00	1.181 30.00	0.209 5.30	inches mm
MHL300 / NMHL300	8.465 215.00	7.874 200.00	2.362 60.00	1.181 30.00	0.209 5.30	inches mm
MHL400 / NMHL400	10.433 265.00	9.843 250.00	2.362 60.00	1.181 30.00	0.209 5.30	inches mm
MHL500 / NMHL500	13.189 335.00	12.598 320.00	2.362 60.00	1.181 30.00	0.209 5.30	inches mm
MHL800 / NMHL800	15.748 400.00	15.157 385.00	2.362 60.00	1.181 30.00	0.209 5.30	inches mm
MHL1000 / NMHL1000	15.748 400.00	15.157 385.00	3.937 100.00	1.969 50.00	0.209 5.30	inches mm

Performance Characteristics

Test	Test Conditions	Specifications
Short Time Overload	5X power rating for 5 sec.	ΔR(2% + 0.05Ω) Max
Moisture Resistance	Temperature: 40C; Humidity: 95% Voltage: DC 100V for 500 hr.	ΔR(3% + 0.05Ω) Max
Load Life	Rated load for 1.5 hr ON; 0.5 hr OFF 1000 hr total	ΔR(5% + 0.05Ω) Max
Load Life in Moisture	Temperature: 40C; Humidity: 95% 1/10 X rated wattage 1.5 hr ON; 0.5 hr OFF; 1000 hr total	ΔR(3% + 0.05Ω) Max
Vibration	10c/s - 50c/s - 10c/s (1min) 2hr each of paralleled and right angle	ΔR(1% + 0.05Ω) Max
Heat Resistance	275ºC - 2 hr	ΔR(5% + 0.05Ω) Max
Insulation Resistance	100 MΩ min.	
Temperature Coefficient	260 ppm / ºC max	
Operating Temperature Range	-55ºC to 250ºC	

This specification may be changed at any time without prior notice.
Please confirm technical specifications before you order and/or use.

Power Derating Curve:

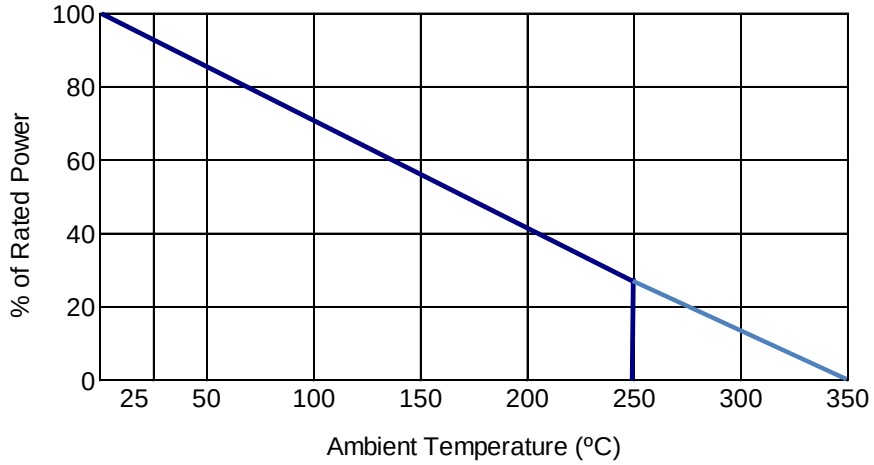

How to Order

1	2	3	4	5	6	7	8	9	10	11	12
M	H	L	1	0	0	J	B	2	0	0	R

Product Series	
MHL	Metal Clad WW
NMHL	Non-Inductive

Size	Power
60	60
80	80
100	100
120	120
150	150
200	200
300	300
400	400
500	500
800	800
1000	1000

Tolerance	
Code	Tol
F	1%
J	5%
K	10%

Packaging			
Code	Description	Size	Quantity
B	Bulk	All Sizes	100

Resistance Value
Four characters with the multiplier used as the decimal holder.
0.1 ohm = R100 100 ohm = 100R 10 Kohm = 10K0

Legacy Part Number (before January 3, 2011):

SEI Type	Code	Nominal Resistance	Tolerance	Packaging
MHL	100	200	5%	B

Type	Description
MHL	Metal Clad WW
NMHL	Non-Inductive

Code	Wattage
60	60W
80	80W
100	100W
120	120W
150	150W
200	200W
300	300W
400	400W
500	500W
800	800W
1000	1000W

Tolerance
1%
5%
10%

Code	Description
B	Bulk

This specification may be changed at any time without prior notice.
Please confirm technical specifications before you order and/or use.