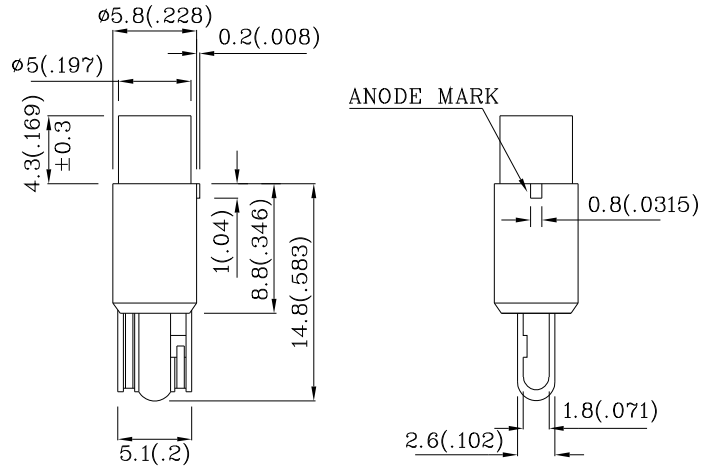


Features

- Long life , solid state.
- With built-in resistor for 5V DC application.
- Wedge base ,easy installation & replacement.
- 5V internal resistor.
- Housing UL rating: 94V-0.
- Housing material: type 66 nylon.
- RoHS compliant.



Notes:

1. All dimensions are in millimeters (inches).
2. Tolerance is ± 0.25(0.01") unless otherwise noted.
3. Specifications are subject to change without notice.



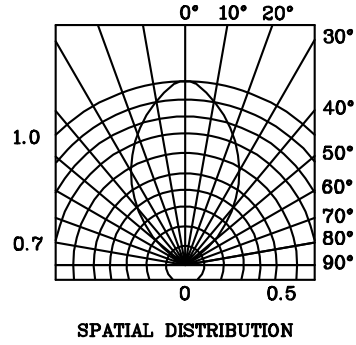
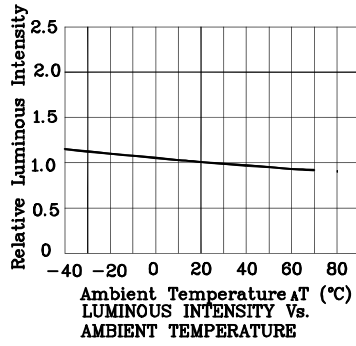
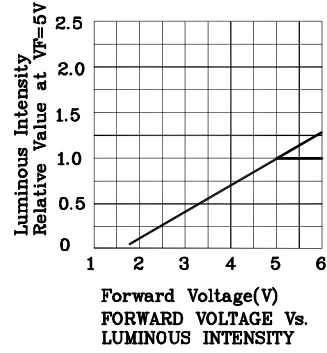
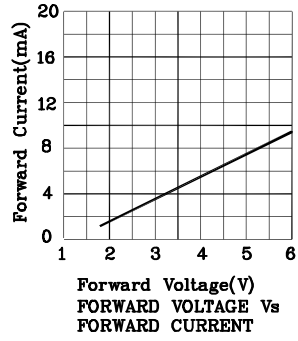
ATTENTION
OBSERVE PRECAUTIONS
FOR HANDLING
ELECTROSTATIC
DISCHARGE
SENSITIVE
DEVICES

Absolute Maximum Ratings (TA=25°C)		CWD (InGaN)	Unit
Reverse Voltage	VR	5	V
Forward Voltage	VF	6	V
Power Dissipation	PD	85	mW
Operating Temperature	TA	-40 ~ +70	°C
Storage Temperature	Tstg	-40 ~ +85	
Lead Solder Temperature [2mm Below Package Base]	260°C For 3 Seconds		
Lead Solder Temperature [5mm Below Package Base]	260°C For 5 Seconds		

Operating Characteristics (TA=25°C)		CWD (InGaN)	Unit
Forward Current (Typ.) (VF=5V)	IF	7.5	mA
Forward Current (Max.) (VF=5V)	IF	10	mA
Reverse Current (Max.) (VR=5V)	IR	50	uA
Chromaticity Coordinates (Typ.)	x	0.31	
	y	0.31	

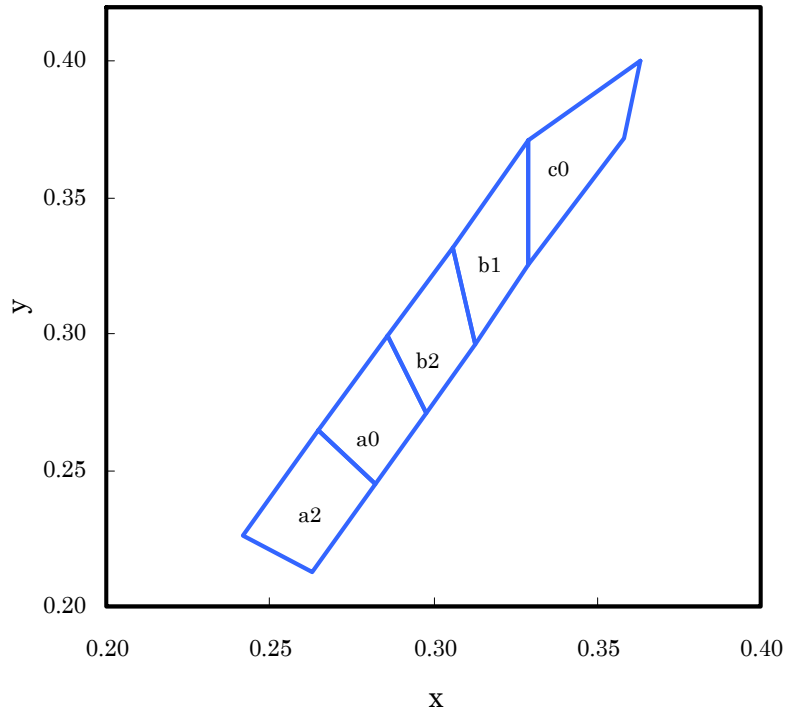
Part Number	Emitting Color	Emitting Material	Lens-color	Luminous Intensity (V=5V) mcd		Viewing Angle 2 θ 1/2
				min.	typ.	
XNZSCWD52W5V02	White	InGaN	Water Clear	80	158	70°

❖ CWD



XNZSCWD52W5V02

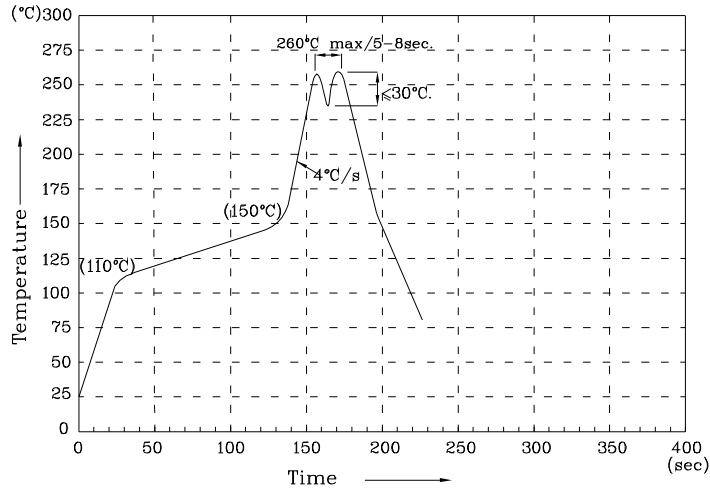
White CIE



	x	y		x	y		x	y
a2	0.263	0.213	a0	0.282	0.245	b2	0.298	0.271
	0.282	0.245		0.298	0.271		0.313	0.296
	0.265	0.265		0.286	0.299		0.306	0.332
	0.242	0.226		0.265	0.265		0.286	0.299
b1	0.313	0.296	c0	0.329	0.325			
	0.329	0.325		0.358	0.372			
	0.329	0.371		0.363	0.400			
	0.306	0.332		0.329	0.371			

Notes:
 Shipment may contain more than one chromaticity regions.
 Orders for single chromaticity region are generally not accepted.
 Measurement tolerance of the chromaticity coordinates is ± 0.02 .

Wave Soldering Profile For Lead-free Through-hole LED.



NOTES:

1. Recommend the wave temperature 245°C~260°C. The maximum soldering temperature should be less than 260°C.
2. Do not apply stress on epoxy resins when temperature is over 85 degree°C.
3. The soldering profile apply to the lead free soldering (Sn/Cu/Ag alloy).
4. No more than once.

Remarks:


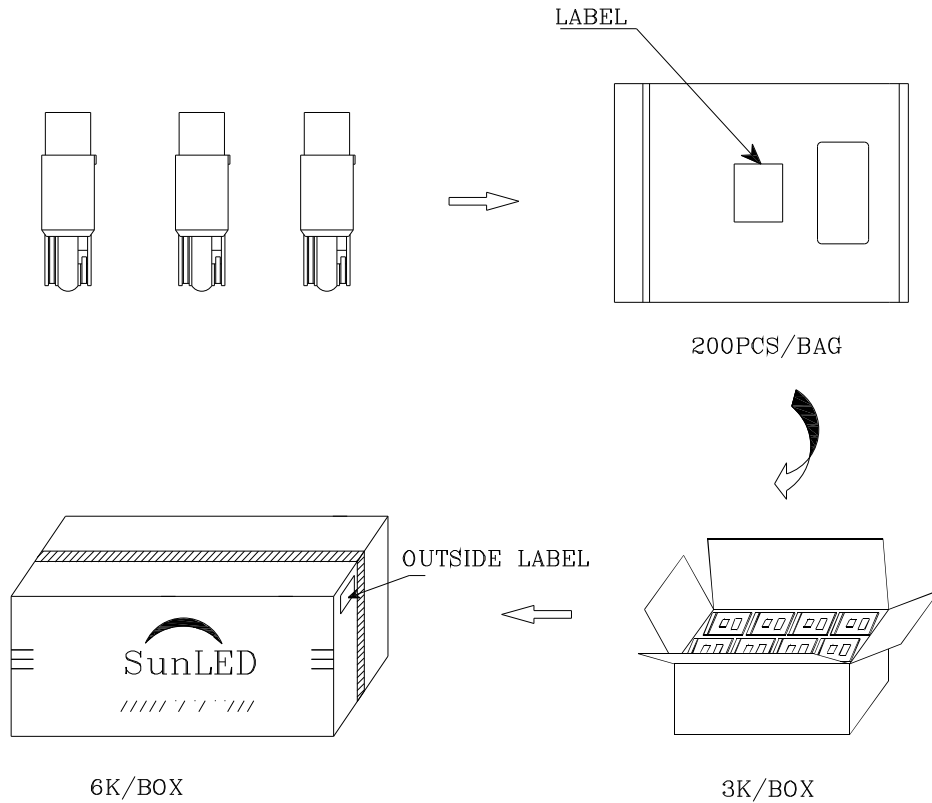
If special sorting is required (e.g. binning based on Luminous intensity / luminous flux, or chromaticity), the typical accuracy of the sorting process is as follows:


1. Measurement tolerance of the chromaticity coordinates is ± 0.02 .
2. Luminous Intensity / Luminous Flux: $\pm 15\%$

Note: Accuracy may depend on the sorting parameters.

PACKING & LABEL SPECIFICATIONS

XNZSCWD52W5V02



P/N0 : XNZSxxx52xx02	
QTY : 200 pcs	CODE: XXX
S/N : XX	
LOT NO:	
 XXXXXXXXXXXXXXXXXXXXXXXXXXXX	
RoHS Compliant	