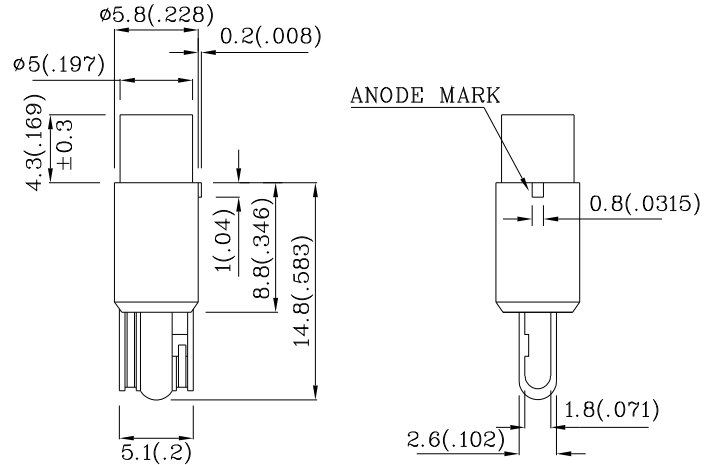


PRELIMINARY SPEC

Features

- LONG LIFE, SOLID STATE.
- WITH BUILT-IN RESISTOR FOR 24V DC APPLICATION.
- WEDGE BASE, EASY INSTALLATION & REPLACEMENT.
- UL RATING : 94V-0.
- HOUSING MATERIAL: TYPE 66 NYLON.
- 24V INTERNAL RESISTOR.



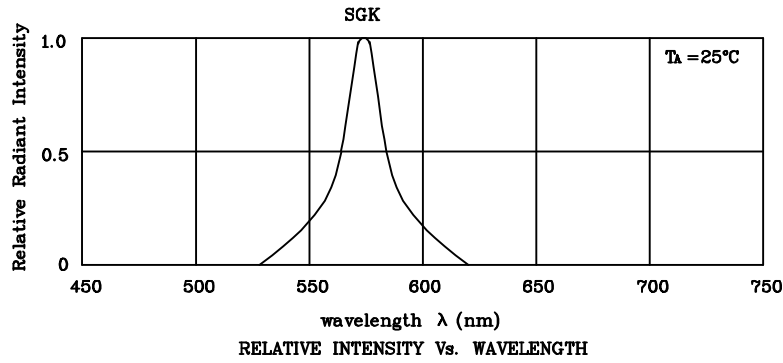
Notes:

1. All dimensions are in millimeters (inches).
2. Tolerance is $\pm 0.25(0.01)$ unless otherwise noted.
3. Specifications are subject to change without notice.

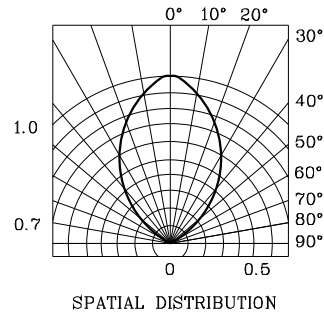
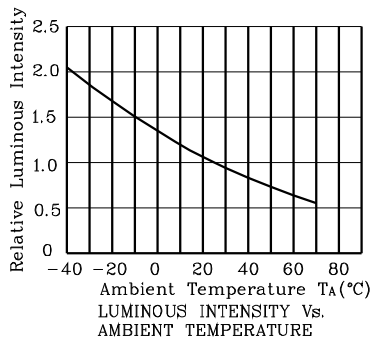
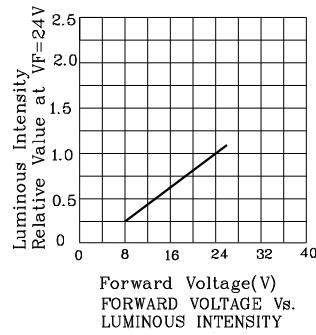
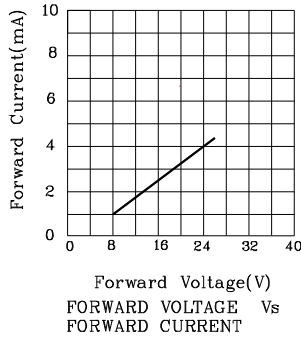
Absolute Maximum Ratings ($T_A=25^\circ\text{C}$)		SGK (InGaAlP)	Unit
Reverse Voltage	V_R	5	V
Forward Current	I_F	26	V
Power Dissipation	P_T	135	mW
Operating Temperature	T_A	-40 ~ +70	°C
Storage Temperature	T_{stg}	-40 ~ +85	
Lead Solder Temperature [2mm Below Package Base]	260°C For 3 Seconds		
Lead Solder Temperature [5mm Below Package Base]	260°C For 5 Seconds		

Operating Characteristics ($T_A=25^\circ\text{C}$)		SGK (InGaAlP)	Unit
Forward Current (Typ.) ($V_F=24\text{V}$)	I_F	4.2	mA
Forward Current (Max.) ($V_F=24\text{V}$)	I_F	6.0	mA
Reverse Current (Max.) ($V_R=5\text{V}$)	I_R	10	uA
Wavelength of Peak Emission (Typ.) ($V_F=24\text{V}$)	λ_P	574	nm
Wavelength of Dominant Emission (Typ.) ($V_F=24\text{V}$)	λ_D	570	nm
Spectral Line Full Width At Half-Maximum (Typ.) ($V_F=24\text{V}$)	$\Delta\lambda$	20	nm

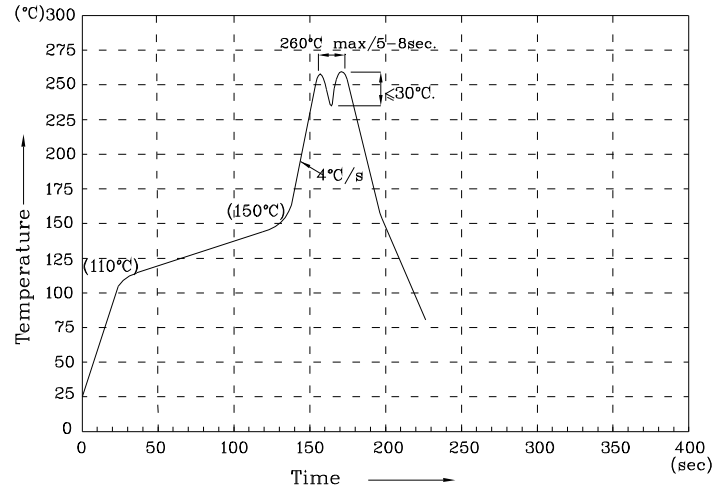
Part Number	Emitting Color	Emitting Material	Lens-color	Luminous Intensity ($V=24\text{V}$) mcd		Wavelength nm λ_P	Viewing Angle 2 θ 1/2
				min.	typ.		
XNZSSGK52W24V02	Green	InGaAlP	Water Clear	3	11	574	70°
Published Date : JAN 26, 2008 Drawing No : XDSA9765 V2 Checked : B.L.LIU P.1/4							



❖ SGK



Wave Soldering Profile For Lead-free Through-hole LED.



NOTES:

1. Recommend the wave temperature 245°C~260°C. The maximum soldering temperature should be less than 260°C.
2. Do not apply stress on epoxy resins when temperature is over 85 degree°C.
3. The soldering profile apply to the lead free soldering (Sn/Cu/Ag alloy).
4. No more than once.

Remarks:

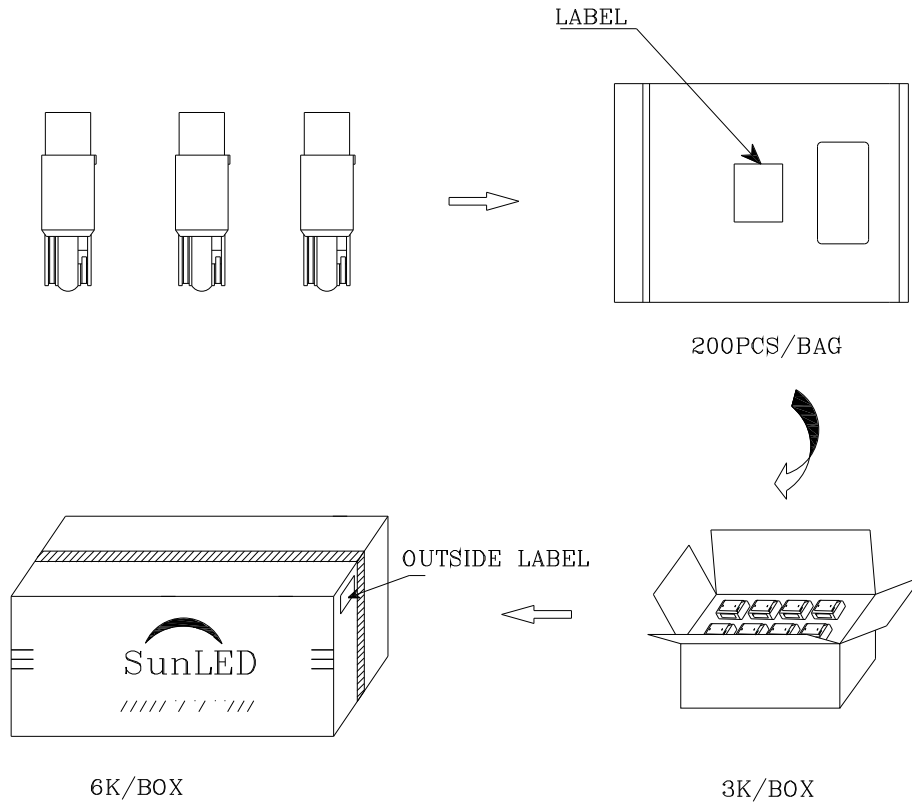
If special sorting is required (e.g. binning based on Luminous intensity / luminous flux, or wavelength), the typical accuracy of the sorting process is as follows:


1. Wavelength: +/-1nm
2. Luminous Intensity / Luminous Flux: +/-15%

Note: Accuracy may depend on the sorting parameters.

PACKING & LABEL SPECIFICATIONS

XNZSSGK52W24V0211



P/N0 : XNZSxxx52xx02	
QTY : 200 pcs	CODE: XXX
S/N : XX	
LOT NO:	
 XXXXXXXXXXXXXXXXXXXXXXXXXX	
RoHS Compliant	