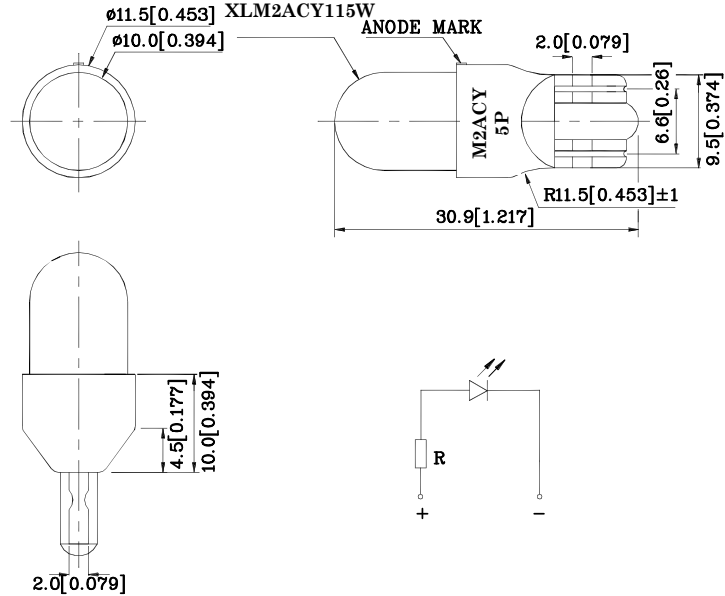


Features

- Long life and robust package
- Low power consumption
- Vibration resistant
- 5V internal resistor
- RoHS Compliant



Package Schematics



Notes:

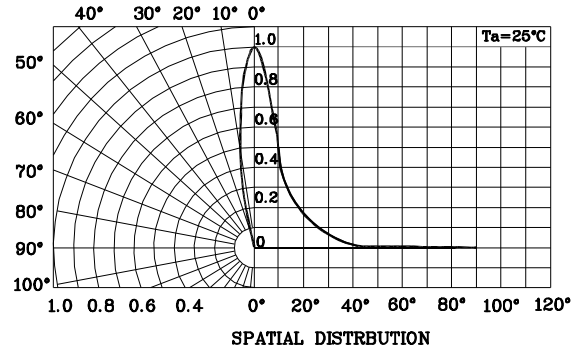
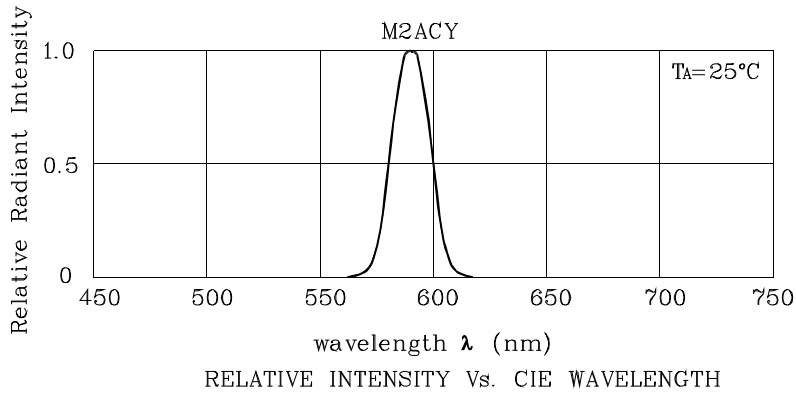
1. All dimensions are in millimeters (inches).
2. Tolerance is ± 0.25 (0.01") unless otherwise noted.
3. Specifications are subject to change without notice.

Absolute Maximum Ratings ($T_A=25^\circ\text{C}$)		M2ACY (AlGaInP)	Unit
Reverse Voltage	V_R	5	V
Forward Voltage	V_F	6	V
Power Dissipation	P_D	120	mW
Operating Temperature	T_A	-40 ~ +70	°C
Storage Temperature	T_{stg}	-40 ~ +85	
Lead Solder Temperature [2mm Below Package Base]	260°C For 3 Seconds		
Lead Solder Temperature [5mm Below Package Base]	260°C For 5 Seconds		

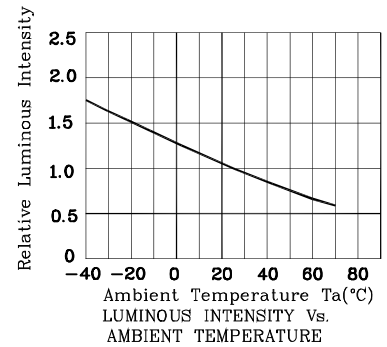
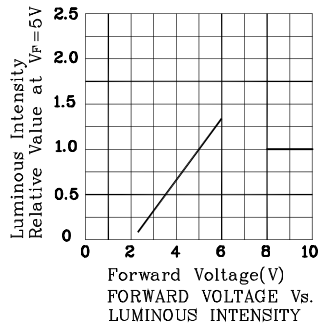
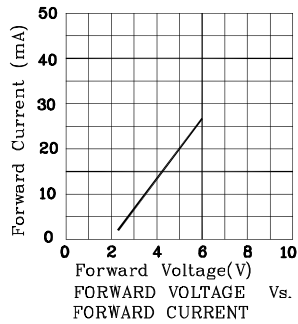
Operating Characteristics ($T_A=25^\circ\text{C}$)		M2ACY (AlGaInP)	Unit
Forward Current (Typ.) ($V_F=5\text{V}$)	I_F	20	mA
Forward Current (Max.) ($V_F=5\text{V}$)	I_F	27	mA
Reverse Current (Max.) ($V_R=5\text{V}$)	I_R	10	uA
Wavelength of Peak Emission CIE127-2007*(Typ.) ($V_F=5\text{V}$)	λ_P	590 590*	nm
Wavelength of Dominant Emission CIE127-2007*(Typ.) ($V_F=5\text{V}$)	λ_D	589 590*	nm
Spectral Line Full Width At Half-Maximum (Typ.) ($V_F=5\text{V}$)	$\Delta\lambda$	20	nm

Part Number	Emitting Color	Emitting Material	Lens-color	Luminous Intensity CIE127-2007* ($V_F=5\text{V}$) mcd		Wavelength CIE127-2007* λ_P nm	Viewing Angle 20 1/2
				min.	typ.		
XYWM2ACY101W5V	Yellow	AlGaInP	Water Clear	6000*	10000*	590*	20°

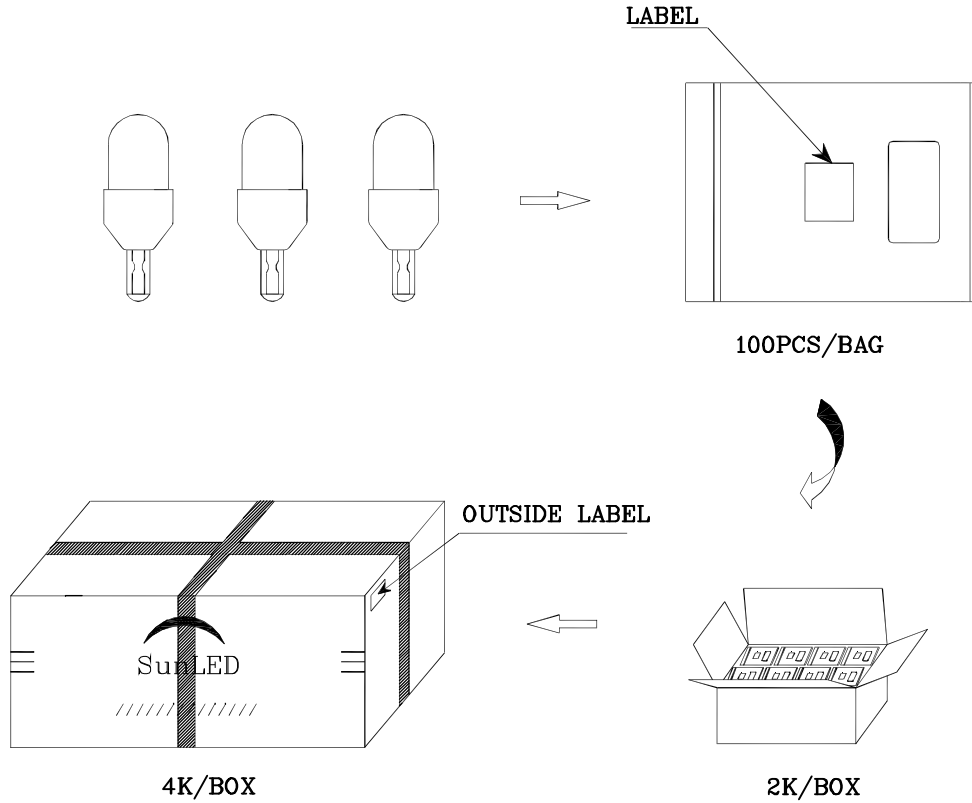

*Luminous intensity value and wavelength are in accordance with CIE127-2007 standards.




❖ M2ACY



PACKING & LABEL SPECIFICATIONS

Q.C
Q C
XX XX XXXX
PASSED

P/N0 : XYWxxx101x	
QTY : 100 pcs	CODE: XXX
S/N : XX	
LOT NO:	
 xxxxxxxxxxxxxxxxxxxxxxxxxxxx	
RoHS Compliant	