

APPROVAL SHEET

RFDIP Series – 2012(0805)- RoHS Compliance

MULTILAYER CERAMIC DIPLEXER

Halogens Free Product

2.4 GHz & 5 GHz ISM Band Working Frequency

P/N: RFDIP2012050L5T

*Contents in this sheet are subject to change without prior notice.

Approval sheet

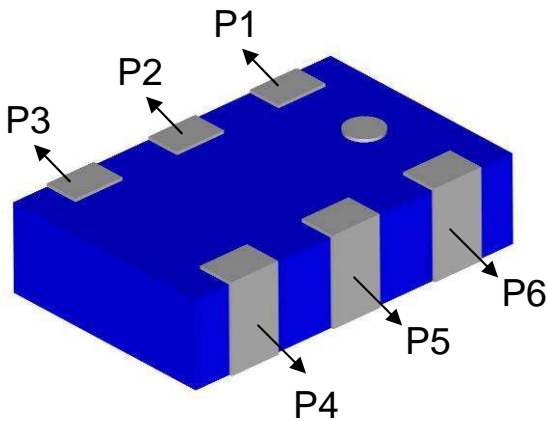
FEATURES

1. Miniature footprint: 2.0 X 1.2 X 0.55 mm³.
2. Low Profile Thickness
3. Low insertion loss
4. High attenuation on 2nd harmonic suppressed
5. LTCC process

APPLICATIONS

1. Dual-band / Dual-mode.2.4 GHz/ 5 GHz WLAN

CONSTRUCTION



PIN	Definition	PIN	Definition
P1	Higher Freq. Port	P4	GND
P2	GND	P5	Common Port
P3	Lower Freq. Port	P6	GND

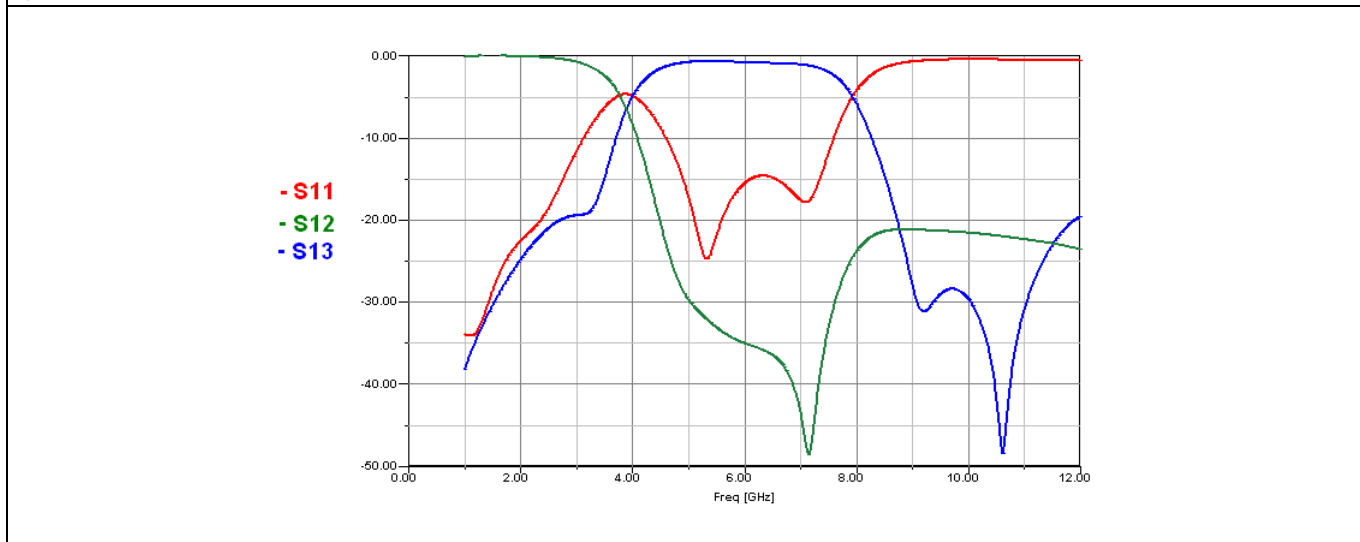
DIMENSIONS

Figure	Symbol	Dimension (mm)
	L	2.00 ± 0.10
	W	1.25 ± 0.20
	T	0.55 ± 0.15
	A	0.20 ± 0.15
	B	0.30 ± 0.15
	C	0.35 ± 0.15
	D	0.65 ± 0.15
	E	0.20 ± 0.10

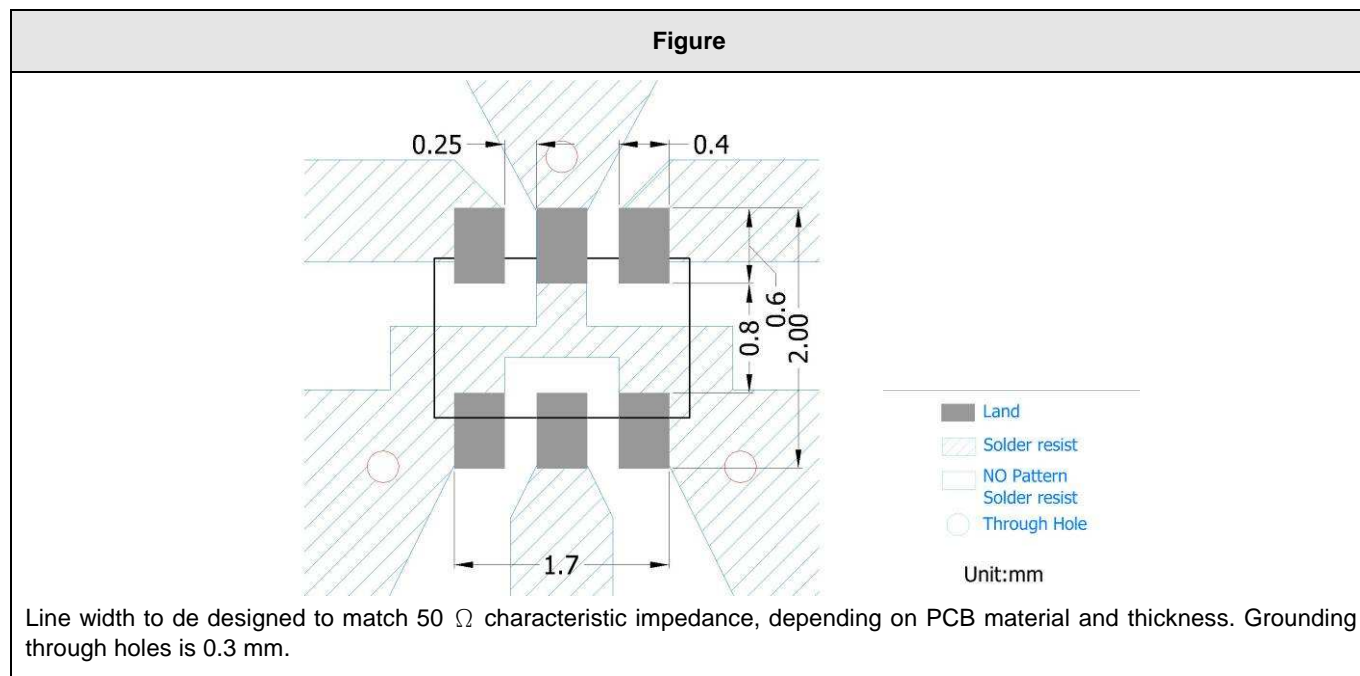
ELECTRICAL CHARACTERISTICS

RFDIP2012050L5T	Specification	
Frequency range	2400-2500	4900-5900
Insertion Loss	0.7 dB max.	1.0 dB max
VSWR	2.0 max	2.0 max
Impedance	50Ω	
Attenuation (min.)	18 min@ 4.8-6.0GHz 18 min@ 7.2-7.5 GHz	19 min@ 1.8-2.5GHz 25 min@ 10.3-10.7GHz
Operation Temperature Range	-40°C ~ +85°C	

Typical Electrical Chart



SOLDER LAND PATTERN



RELIABILITY TEST

Test item	Test condition / Test method	Specification
Solderability JIS C 0050-4.6 JESD22-B102D	*Solder bath temperature : $235 \pm 5^{\circ}\text{C}$ *Immersion time : 2 ± 0.5 sec *Solder : Sn3Ag0.5Cu for lead-free	At least 95% of a surface of each terminal electrode must be covered by fresh solder.
Leaching (Resistance to dissolution of metallization) IEC 60068-2-58	*Solder bath temperature : $260 \pm 5^{\circ}\text{C}$ *Leaching immersion time : 30 ± 0.5 sec *Solder : SN63A	Loss of metallization on the edges of each electrode shall not exceed 25%.
Resistance to soldering heat JIS C 0050-5.4	*Preheating temperature : $120\sim 150^{\circ}\text{C}$, 1 minute. *Solder temperature : $270\pm 5^{\circ}\text{C}$ *Immersion time : 10 ± 1 sec *Solder : Sn3Ag0.5Cu for lead-free Measurement to be made after keeping at room temperature for 24 ± 2 hrs	No mechanical damage. Samples shall satisfy electrical specification after test. Loss of metallization on the edges of each electrode shall not exceed 25%.
Drop Test JIS C 0044	*Height : 75 cm *Test Surface : Rigid surface of concrete or steel. *Times : 6 surfaces for each units ; 2 times for each side.	No mechanical damage. Samples shall satisfy electrical specification after test.
Adhesive Strength of Termination JIS C 0051- 7.4.3	*Pressurizing force : $5\text{N}(\leq 0603)$; $10\text{N}(>0603)$ *Test time : 10 ± 1 sec	No remarkable damage or removal of the termination.
Bending test JIS C 0051- 7.4.1	The middle part of substrate shall be pressurized by means of the pressurizing rod at a rate of about 1 mm/s per second until the deflection becomes 1mm/s and then pressure shall be maintained for 5 ± 1 sec. Measurement to be made after keeping at room temperature for 24 ± 2 hours	No mechanical damage. Samples shall satisfy electrical specification after test.

Temperature cycle JIS C 0025	<ol style="list-style-type: none"> 1. 30±3 minutes at -40°C±3°C, 2. 10~15 minutes at room temperature, 3. 30±3 minutes at +85°C±3°C, 4. 10~15 minutes at room temperature, Total 100 continuous cycles Measurement to be made after keeping at room temperature for 24±2 hrs	No mechanical damage. Samples shall satisfy electrical specification after test.
Vibration JIS C 0040	*Frequency : 10Hz~55Hz~10Hz(1min) *Total amplitude : 1.5mm *Test times : 6hrs.(Two hrs each in three mutually perpendicular directions)	No mechanical damage. Samples shall satisfy electrical specification after test.
High temperature JIS C 0021	*Temperature : 85°C±2°C *Test duration : 1000+24/-0 hours Measurement to be made after keeping at room temperature for 24±2 hrs	No mechanical damage. Samples shall satisfy electrical specification after test.
Humidity (steady conditions) JIS C 0022	*Humidity : 90% to 95% R.H. *Temperature : 40±2°C *Time : 1000+24/-0 hrs. Measurement to be made after keeping at room temperature for 24±2 hrs ※ 500hrs measuring the first data then 1000hrs data	No mechanical damage. Samples shall satisfy electrical specification after test.
Low temperature JIS C 0020	*Temperature : -40°C±2°C *Test duration : 1000+24/-0 hours Measurement to be made after keeping at room temperature for 24±2 hrs	No mechanical damage. Samples shall satisfy electrical specification after test.

SOLDERING CONDITION

Typical examples of soldering processes that provide reliable joints without any damage are given in Fig 2,

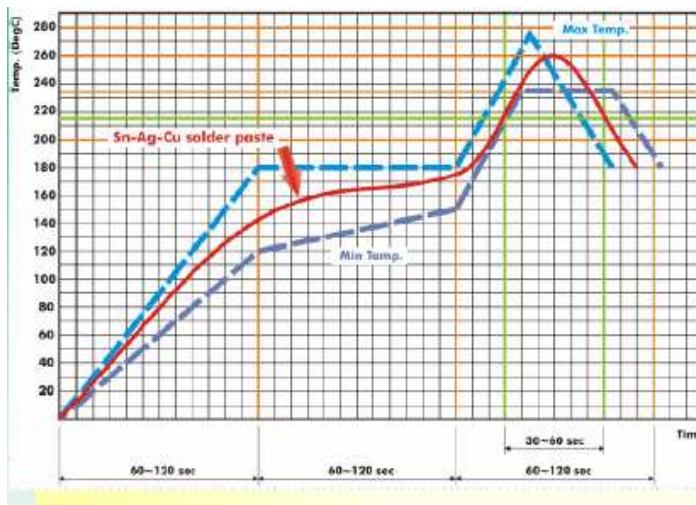


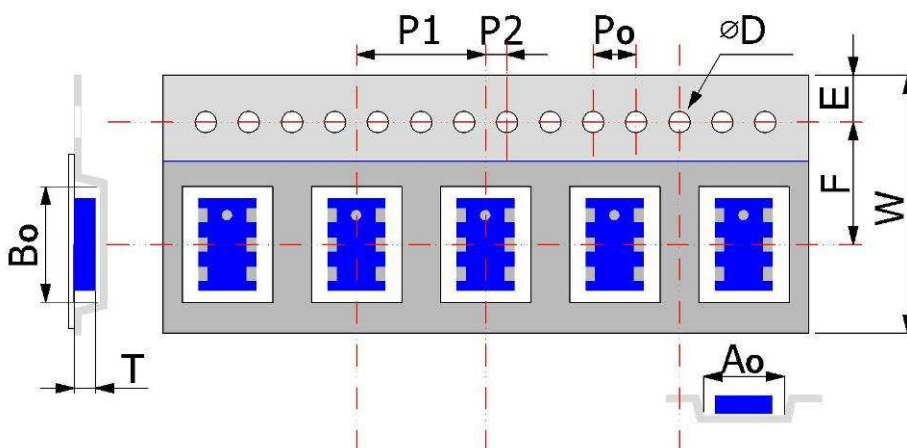
Fig 2. Infrared soldering profile

ORDERING CODE

RF	DIP	201205	0	L	5	T
Walsin RF device	Product Code DIP : Diplexer	Dimension code Per 2 digits of Length, Width, Thickness : e.g. : 2012 = Length 20, Width 12, Thickness 05	Unit of dimension 0 : 0.1 mm 1 : 1.0 mm	Application L : 2.4GHz/5GHz	Specification Design code	Packing T : Reeled

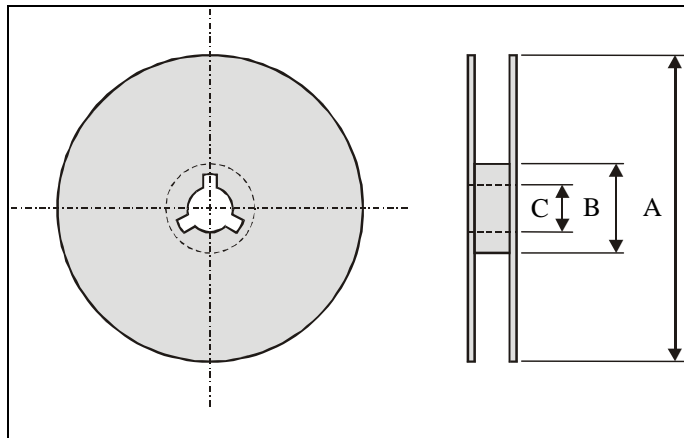
Minimum Ordering Quantity: 2000 pcs per reel.

PACKAGING



Index	Ao	Bo	φD	T	W
Dimension (mm)	1.40 ± 0.10	2.30 ± 0.10	1.55 ± 0.05	0.84 ± 0.10	8.0 ± 0.10
Index	E	F	Po	P1	P2
Dimension (mm)	1.75 ± 0.10	3.50 ± 0.05	4.00 ± 0.10	4.00 ± 0.10	2.00 ± 0.05

Reel dimensions



Index	A	B	C
Dimension (mm)	Φ178.0	Φ60.0	Φ13.0

Taping Quantity:2000 pieces per 7" reel

CAUTION OF HANDLING

Limitation of Applications

Please contact us before using our products for the applications listed below which require especially high reliability for the prevention of defects, which might directly cause damage to the third party's life, body or property.

- (1) Aircraft equipment
- (2) Aerospace equipment
- (3) Undersea equipment
- (4) Medical equipment
- (5) Disaster prevention / crime prevention equipment
- (6) Traffic signal equipment
- (7) Transportation equipment (vehicles, trains, ships, etc.)
- (8) Applications of similar complexity and /or reliability requirements to the applications listed in the above.

Storage condition

- (1) Products should be used in 6 months from the day of WALSIN outgoing inspection, which can be confirmed.
- (2) Storage environment condition.
 - Products should be storage in the warehouse on the following conditions.
 - Temperature : -10 to +40°C
 - Humidity : 30 to 70% relative humidity
 - Don't keep products in corrosive gases such as sulfur. Chlorine gas or acid or it may cause oxidization of electrode, resulting in poor solderability.
 - Products should be storage on the palette for the prevention of the influence from humidity, dust and son on.
 - Products should be storage in the warehouse without heat shock, vibration, direct sunlight and so on.
 - Products should be storage under the airtight packaged condition.