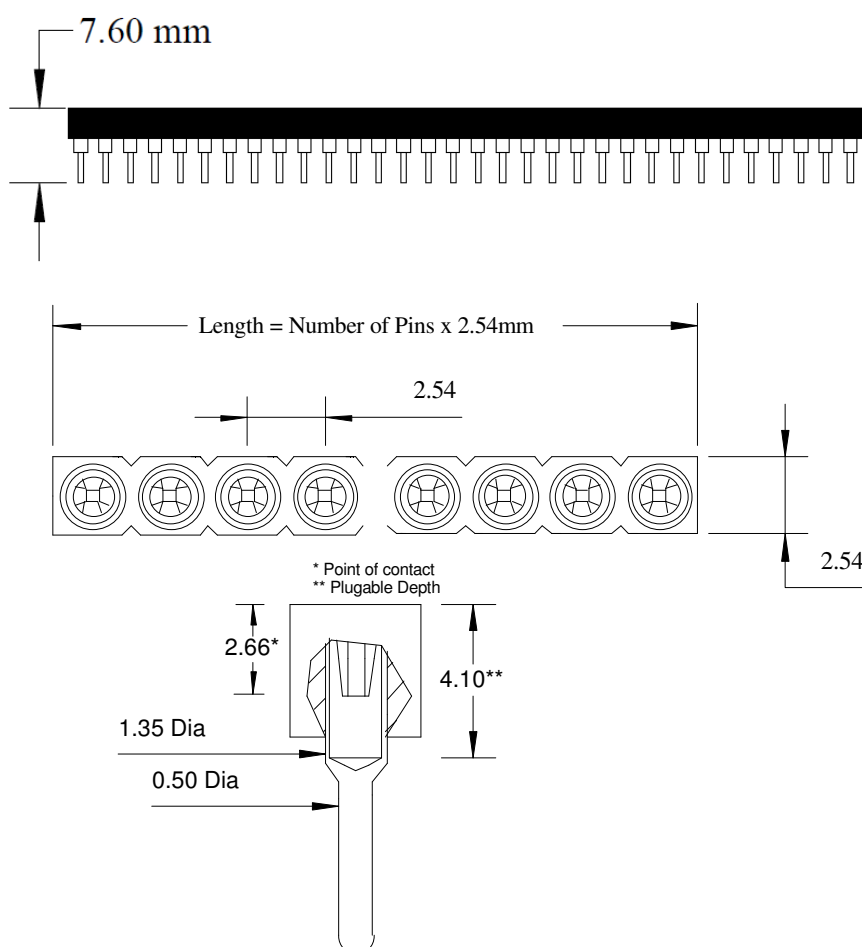


WINSLOW ADAPTICs

Data Sheet – Screw Machined I.C. Sockets W35500TRC - W35500T - W35500G - W35500TTRC

The W35500 Series uses a screw machined half hard brass outer pin with a beryllium copper contact. The outer pin has 3 plating options; RoHS compliant Tin, Tin/Lead or Gold. The beryllium copper contact can be Gold or pure Tin. Moulding material is 30%GF PBT rated to UL 94 V-0. Part are designed and packaged for automatic PCB loading machines. The following table explains the plating options for the range.

SUFFIX	OUTER PLATING	CONTACT PLATING
TRC	Pure Tin (RoHS Compliant)	Gold
T	Tin Lead	Gold
G	Gold (RoHS Compliant)	Gold
TTRC	Pure Tin (RoHS Compliant)	Pure Tin (RoHS Compliant)



PART NUMBER*	PINS	LENGTH
W35520	20	50.8mm
W35532	32	81.2mm

*Remember to add your plating suffix when ordering.

Product snaps to length required. Customers may order specific pin-outs as follows: **W355(xx)**. Insert number of pins required in place of (xx). Minimum 1—Maximum 32

WINSLOW ADAPTICs

Data Sheet – Screw Machined I.C. Sockets

W35500TRC - W35500T - W35500TTRC

W35500G (Gold Sleeve Product is Obsolete)

General Specifications. Unless stated all values are typical.

Contact

Resistance: See test results below. Current Rating: 5.0 amps
Capacitance: 0.35pF max Material: Brass outer, beryllium copper inner.

*Plating: Outer; W35500TRC Nickel 2.5Um/Pure Tin 6.0Um
W35500T 60/40 tin/lead 2-3Um.
W35500G Nickel 2.5Um/Gold 0.1Um
W35500TTRC Nickel 2.5Um/Pure Tin 6.0Um

*Plating: Inner; W35500TRC Nickel 2.5Um/Gold 0.1Um
W35500T Nickel 2.5Um/Gold 0.1Um
W35500G Nickel 2.5Um/Gold 0.1Um
W35500TTRC Nickel 2.5Um/ Pure Tin 0.1Um

Note: Other plating specs available. Please contact sales@winslowadaptics.com with your requirements.

Insertion Force: 350 grams per pin 0.018" diameter
Withdrawal Force: 250 grams per pin 0.018" diameter.
Force to remove from moulding: 12lb minimum

Test Data and Results (Sockets Tested—W30524T)

Test	Conditions	Result
Vibration	10 to 2,000Hz at 20g's	No mechanical damage to assembly or loss of continuity
Shock	150g's	No mechanical damage to assembly or loss of continuity
Thermal Shock	-65 to +150 degrees Centigrade	No change in insulation resistance, loss of continuity or mechanical damage to assembly.
Life vs Contact Resistance	1,000 cycles insertion/ withdrawal of IC lead device.	Average: Before test; 5.8mOhms After test; 6.9mOhms
Fungus Resistance of Moulding		Non-Nutrient
Salt Spray		Contact resistance remained 14mOhm. No galvanic corrosion visible at 50X
Endurance & Exposure to Ammonium Sulphide	Exposure after 10 insertions of DIP IC.	New tin-plated contact resistance 11mOhms
Atmosphere (contact)	Exposure after 10 insertions of DIP IC	New gold-plated contact resistance 5mOhms max.
Continuity of Soldered Connectors		Resistance change was less than 10%

WINSLOW ADAPTICS

Data Sheet – Screw Machined I.C. Sockets W35500TRC - W35500T - W35500TTRC W35500G (Gold Sleeve Product is Obsolete)

General Specifications. Unless stated all values are typical.

Moulding

Material:	Glass-reinforced Polyester (PBT)
Insulation Resistance:	1010 Ohms (contact to contact) at 500VDC
Arc Resistance:	145 seconds at 23 degrees C
Electrical Strength:	121KV/cm at 23 degrees C
Dielectric Constant:	3.9 (48 hrs 90%RH) at 100Hz 23 degrees C 4.5 at 100Hz 121 degrees C 3.7 (48 hrs 90%RH) at 1MHz 23 degrees C 4.3 at 1MHz 121 degrees C
Dissipation Factor:	0.0077 (48 hrs 30%RH) at 100Hz 23 degrees C 0.0300 at 100Hz 121 degrees C 0.0150 (48 hrs 30%RH) at 1MHz 23 degrees C 0.0200 at 1MHz 121 degrees C
Volume Resistivity:	3 x 10 ¹³ ohms-CM (48 hrs 90%RH) at 25 degrees C 10 ¹³ ohms-CM at 121 degrees C
Operating Temperature:	-65 to 150 degrees C
Flammability:	UL94V-0

Note: Dimensions are subject to change without prior notice.


sales@winslowadaptics.com

[DIP Support products from Winslow Adaptics](#)


www.winslowadaptics.com





Custom Upgrades



Package



Conversion



Pitch Change

Also available from Winslow Adaptics are cost effective, time saving solutions to test, obsolescence, supply problems and upgrades. OEMs can upgrade equipment with custom Adaptics utilising additional logic, often saving considerable cost and time on re-design. If lead-time becomes an issue contact us for a suitable package convertor. We specialise in conversion of all package lead-frames.