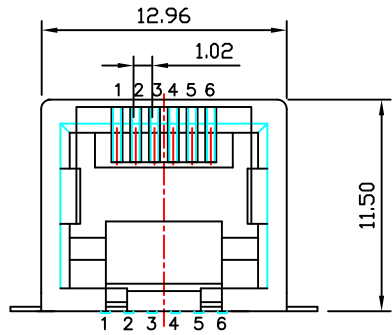
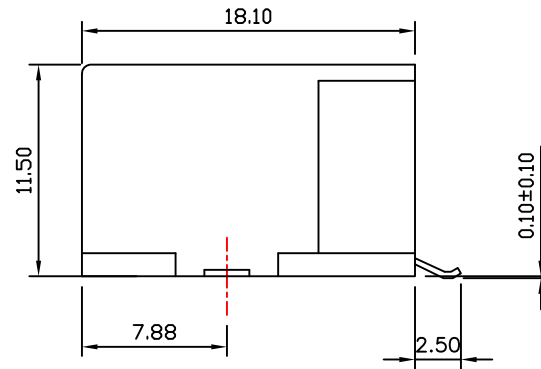


# Mechanical:

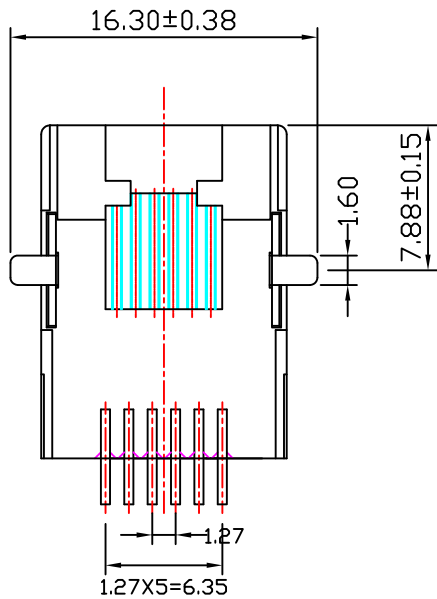
REV.	ECN NO.	DESCRIPTION	DATE	APPD
A	REL		2017/03/31	



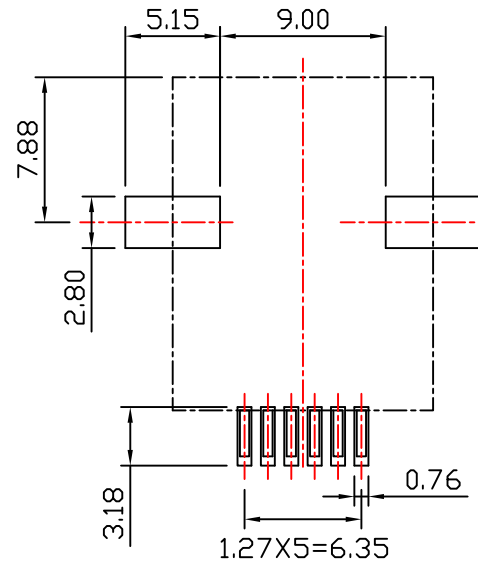
FRONT VIEW



SIDE VIEW



BOTTOM VIEW



PCB LAYOUT/TOP VIEW

- NOTES:
- MACHANICALS:
- 1. PLASTIC HOUSING :HIGH TEMP. THERMOPLASTIC  
FLAMMABILITY RATING UL94V-0.
  - 2. CONTACTS :PHOSPHOR BRONZE.
  - 3. PLATING :GOLD PLATING OVER NICKEL IN CONTACT.  
TIN PLATING OVER NICKEL IN SOLDER AREA.
  - 4. SOLDER PADER :BRASS PLATING NICKEL ALLOY.
  - 5. OPERATING LIFE :750 CYCLES MIN
- ELECTRICAL:
- 1. VOLTAGE RATING :125VAC RMS.
  - 2. CURRENT RATING :1.5AMP.
  - 3. CONTACT RESISTANCE :40 MILLIOHMS MAX.
  - 4. INSULATION RESISTANCE :1000MEGOHMS MIN @500V DC.
  - 5. DIELECTRIC STRENGTH :1000VAC 60Hz, 1Min.
- ENVIRONMENTAL:
- 1. STORAGE :-40°C ~+85°C.
  - 2. OPERATION :-40°C ~+85°C.
  - 3. IR REFLOW SOLDERING TEMPERATURE: 255°C TO 265°C (5~10SECONDS)
  - MATES WITH MODULAR PLUG CONFORMING TO FCC PART 68, SUBPART F.
  - 4. UL CERTIFICATION : FILE NUMBER E484635.

LPJE8803XNNL

Gold Plating	"X"
Gold Flash	0
1.5u"	1
3u"	2
6u"	3
15u"	4
30u"	5
50u"	6



X:X ±0.30	APPD:	LINK-PP INT'L TECHNOLOGY CO., LIMITED
X:XX ±0.25	CHKD:	
X:XXX ±0.10	DR: TOM	TITLE: RJ12 6P6C SMT JACK
ANGLES ±1°	UNIT: mm	PART NO.: LPJE8803XNNL
	SCALE: 2/1	SHEET: 1/1
	REV: A	DWG NO.: LP17033116