



WINSTAR Display Co.,Ltd.
華凌光電股份有限公司



SPECIFICATION

MODULE NO.: WF43YTIAEDNNO#

General Specifications

Item	Dimension	Unit
Size	4.3	inch
Dot Matrix	480 x RGB x 272(TFT)	dots
Module dimension	105.5(W) x 67.2(H) x 2.95(D)	mm
Active area	95.04 x 53.86	mm
Dot pitch	0.066 x 0.198	mm
LCD type	TFT, Normally White, Transmissive	
View Direction	12 o'clock	
Gray Scale Inversion Direction	6 o'clock	
Aspect Ratio	16:9	
Backlight Type	LED, Normally White	
Touch Panel	Without Touch Panel	
Surface	Anti-Glare	

*Color tone slight changed by temperature and driving voltage.

Absolute Maximum Ratings

Item	Symbol	Min	Typ	Max	Unit
Operating Temperature	TOP	-20	—	+70	°C
Storage Temperature	TST	-30	—	+80	°C

Electrical Characteristics

Operating conditions:

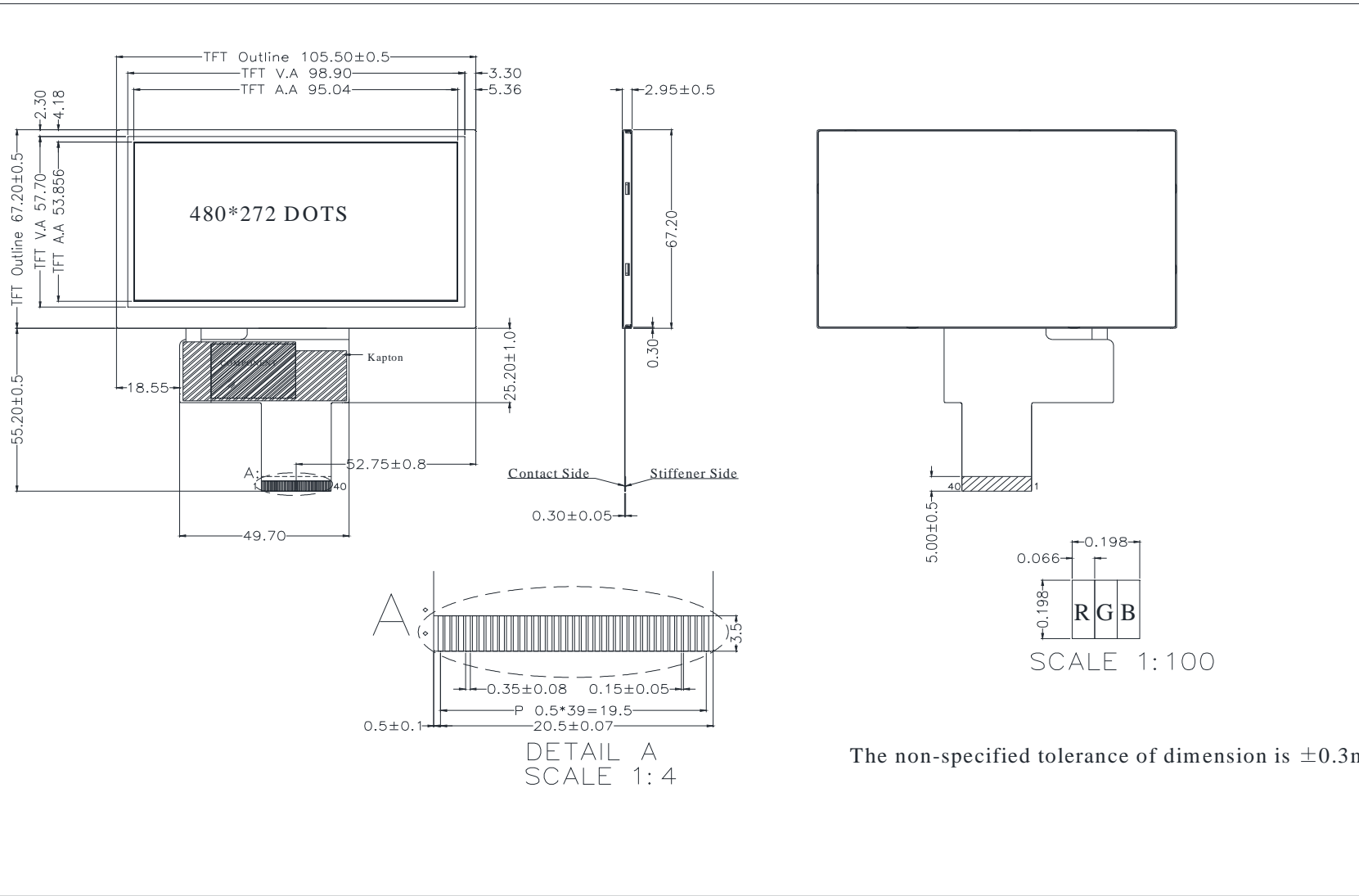
Item	Symbol	Condition	Min	Typ	Max	Unit
Supply Voltage For Logic	VCC	—	3.0	3.3	3.5	V
Digital operation current	Icc	-		17	25	mA

Interface

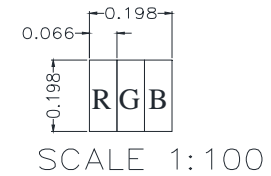
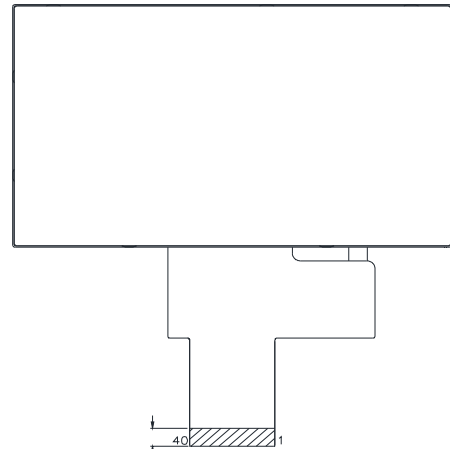
LCM PIN Definition

Pin	Symbol	Function
1	VLED-	Power for LED backlight cathode
1	VLED+	Power for LED backlight anode
3	GND	Power ground
4	VCC	Power voltage
5	R0	Red data (LSB)
6	R1	Red data
7	R2	Red data
8	R3	Red data
9	R4	Red data
10	R5	Red data
11	R6	Red data
12	R7	Red data (MSB)
13	G0	Green data (LSB)
14	G1	Green data
15	G2	Green data
16	G3	Green data
17	G4	Green data
18	G5	Green data
19	G6	Green data
20	G7	Green data (MSB)
21	B0	Blue data (LSB)
22	B1	Blue data
23	B2	Blue data
24	B3	Blue data
25	B4	Blue data
26	B5	Blue data
27	B6	Blue data
28	B7	Blue data (MSB)
29	GND	Power ground
30	CLK	Pixel clock
31	DISP	Display on/off
32	Hsync	Horizontal sync signal
33	Vsync	Vertical sync signal
34	NC	No connection
35	NC	No connection
36	RESET	Hardware reset
37	NC	No connection
38	NC	No connection
39	NC	No connection
40	NC	No connection

Contour Drawing



PIN NO.	SYMBOL
1	VLED-
2	VLED+
3	GND
4	VCC
5	R0
6	R1
7	R2
8	R3
9	R4
10	R5
11	R6
12	R7
13	G0
14	G1
15	G2
16	G3
17	G4
18	G5
19	G6
20	G7
21	B0
22	B1
23	B2
24	B3
25	B4
26	B5
27	B6
28	B7
29	GND
30	CLK
31	DISP
32	Hsync
33	Vsync
34	NC
35	NC
36	RESET
37	NC
38	NC
39	NC
40	NC



The non-specified tolerance of dimension is ±0.3mm.