



WINSTAR Display Co.,Ltd.
華凌光電股份有限公司



Winstar Display Co., LTD

華凌光電股份有限公司



WEB: <https://www.winstar.com.tw> E-mail: sales@winstar.com.tw

SPECIFICATION

MODULE NO.: WF57BTCECLNNO#

General Specifications

Item	Dimension	Unit
Size	5.7	inch
Dot Matrix	320 x RGB x 240(TFT)	dots
Module dimension	160.0(W) x 109.0(H) x 15.0(D)	mm
Active area	115.20 x 86.40	mm
Dot pitch	0.12 x 0.36	mm
LCD type	TFT, Normally White, Transmissive	
View Direction	12 o'clock	
Gray Scale Inversion Direction	6 o'clock	
Aspect Ratio	4:3	
Backlight Type	LED, Normally White	
Touch Panel	Without Touch Panel	
Surface	Glare	

*Color tone slight changed by temperature and driving voltage.

Absolute Maximum Ratings

Item	Symbol	Min	Typ	Max	Unit
Operating Temperature	TOP	0	—	+70	°C
Storage Temperature	TST	-30	—	+80	°C

Electrical Characteristics

Operating conditions:

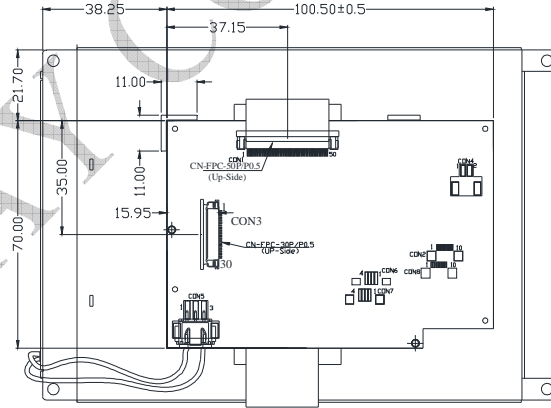
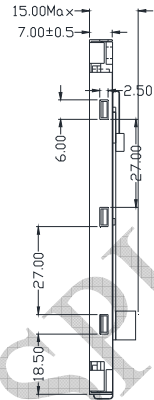
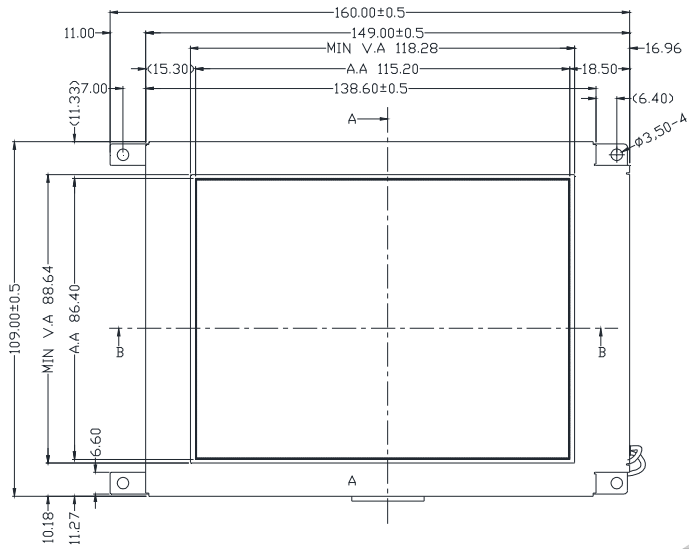
Item	Symbol	Condition	Min	Typ	Max	Unit
Supply Voltage For LCM	VCC	—	3.0	3.3	3.6	V
Supply Current For LCM	ICC	—	—	210	315	mA
Input High Volt.	VIH	—	0.7 VCC	—	VCC	V
Input Low Volt.	VIL	—	0	—	0.3 VCC	V

Interface

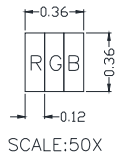
LCM PIN Definition

Pin	Symbol	Function
1	LED+	Power supply for Backlight +
2	LED-	Power supply for Backlight -
3	RX3+	+ LVDS differential data input
4	RX3-	- LVDS differential data input
5	GND	Ground
6	RXC+	+ LVDS differential clock input
7	RXC-	- LVDS differential clock input
8	GND	Ground
9	RX2+	+ LVDS differential data input
10	RX2-	- LVDS differential data input
11	GND	Ground
12	RX1+	+ LVDS differential data input
13	RX1-	- LVDS differential data input
14	GND	Ground
15	RX0+	+ LVDS differential data input
16	RX0-	- LVDS differential data input
17	L/R	Shift direction of device internal shift register control.
18	U/D	Up/down selection
19	VCC	Digital power: 3V~3.6V
20	VCC	Digital power: 3V~3.6V
21	NC	No connection
22	NC	No connection
23	NC	No connection
24	NC	No connection
25	NC	No connection
26	NC	No connection
27	NC	No connection
28	NC	No connection
29	NC	No connection
30	RESET	Hardware reset

Contour Drawing



CON3	
1	LED+
2	LED-
3	RX3+
4	RX3-
5	GND
6	RXC+
7	RXC-
8	GND
9	RX2+
10	RX2-
11	GND
12	RX1+
13	RX1-
14	GND
15	RX0+
16	RX0-
17	L/R
18	U/D
19	VCC
20	VCC
21	NC/(CTP_SCL)
22	NC/(CTP_SDA)
23	NC/(CTP_RST)
24	NC/(CTP_WAKE)
25	NC/(CTP_INT)
26	NC
27	NC
28	NC
29	NC
30	RESET



SCALE:50X

The non-specified tolerance of dimension is $\pm 0.3\text{mm}$.